

TEMPORARY 4 INCH WHITE LINE, PAINT  
 DURABLE 4 INCH WHITE LINE, POLYUREA  
 117+50 TO 123+50 SOLID LT & RT  
 TEMPORARY 4 INCH YELLOW LINE, PAINT  
 DURABLE 4 INCH YELLOW LINE, POLYUREA  
 117+50 TO 123+50 SOLID LT & RT

GRUBBING MATERIAL (6")  
 STONE FILL, TYPE I  
 GEOTEXTILE UNDER STONE FILL  
 119+00 TO 121+00 RT

STEEL BEAM GUARDRAIL, GALVANIZED  
 120+25 TO 120+75 LT

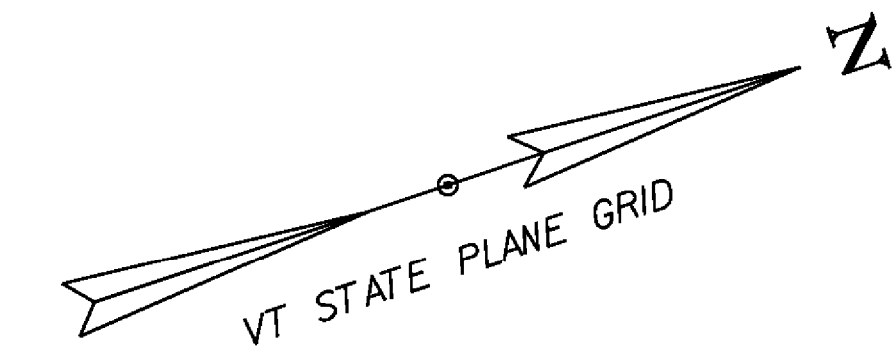
STEEL BEAM GUARDRAIL,  
 GALVANIZED W/8 FEET POSTS  
 120+75 TO 123+50 LT

ANCHOR FOR STEEL BEAM RAIL  
 I (SEE STANDARD G-1d)

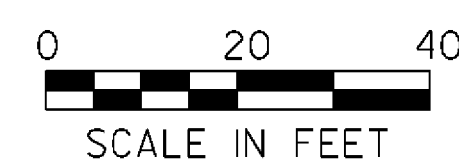
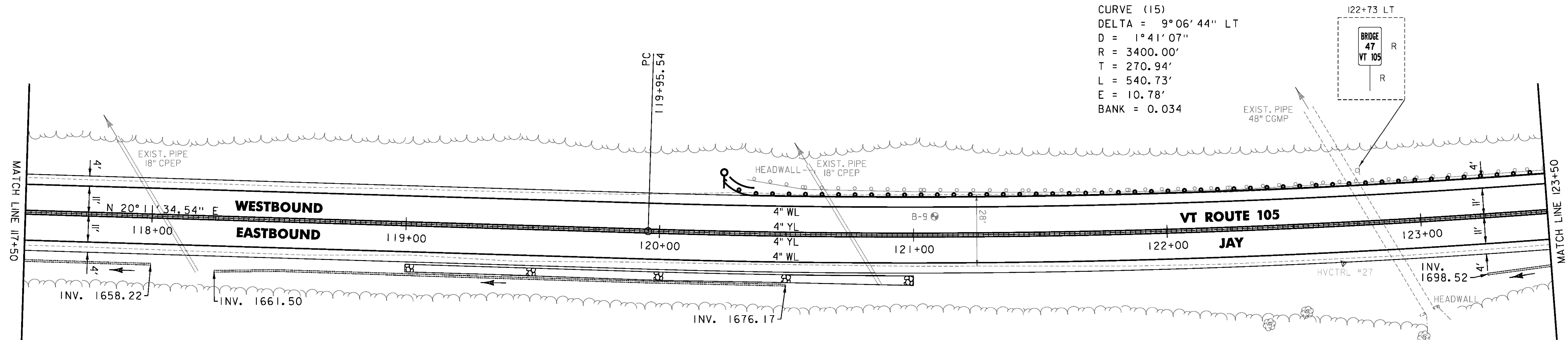
REMOVAL AND DISPOSAL OF GUARDRAIL  
 120+34 TO 123+50 LT  
 DELINEATOR WITH STEEL POST  
 120+25 LT

MILLED RUMBLE STRIPS  
 117+50 TO 123+50 CL  
 6 INCH UNDERDRAIN PIPE  
~~117+50 TO 118+00 RT~~  
 118+25 TO 120+50 RT  
 123+25 TO 123+50 RT

REMOVING SIGNS  
 AS SHOWN - 1



CURVE (15)  
 DELTA = 9°06'44" LT  
 D = 1°41'07"  
 R = 3400.00'  
 T = 270.94'  
 L = 540.73'  
 E = 10.78'  
 BANK = 0.034



PROJECT NAME:	JAY-TROY	PLOT DATE:	5/16/2014
PROJECT NUMBER:	STP 2915(1)	DRAWN BY:	W. GORDON
FILE NAME:	z10b232bdr.dgn	CHECKED BY:	P. SHEDD
DESIGNED BY:	N. LEMAY	SHEET	48 OF 244
PLAN SHEET	15		