

TEMPORARY 4 INCH WHITE LINE, PAINT  
 DURABLE 4 INCH WHITE LINE, POLYUREA  
 105+50 TO 111+50 SOLID LT & RT

TEMPORARY 4 INCH YELLOW LINE, PAINT  
 DURABLE 4 INCH YELLOW LINE, POLYUREA  
 105+50 TO 111+50 SOLID LT & RT

GRUBBING MATERIAL (6")  
 STONE FILL, TYPE I  
 GEOTEXTILE UNDER STONE FILL  
 107+00 TO 107+50 RT  
 109+50 TO 110+00 RT

BITUMINOUS CONCRETE CURB, TYPE A  
 105+50 TO 107+95 LT

STEEL BEAM GUARDRAIL, GALVANIZED  
 105+50 TO 110+20 LT  
 108+27 TO 108+39.5 RT

STEEL BEAM GUARDRAIL,  
 GALVANIZED W/8 FEET POSTS  
 105+50 TO 108+27 RT

ANCHOR FOR STEEL BEAM RAIL  
 2' (SEE STANDARD G-1d)

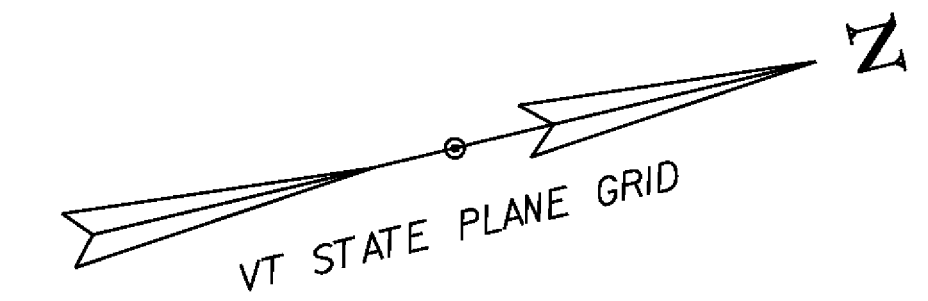
REMOVAL AND DISPOSAL OF GUARDRAIL  
 105+50 TO 108+41 RT  
 105+50 TO 109+72 LT

DELINEATOR WITH STEEL POST  
 108+39.5 RT  
 110+20 LT

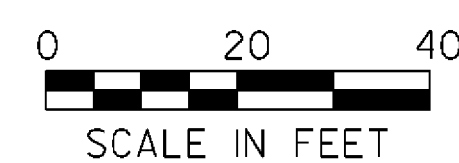
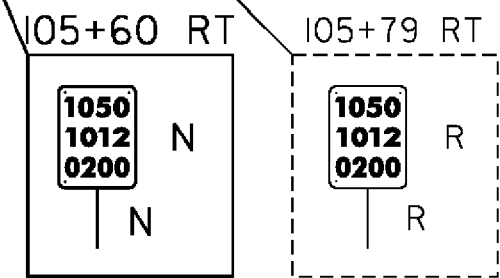
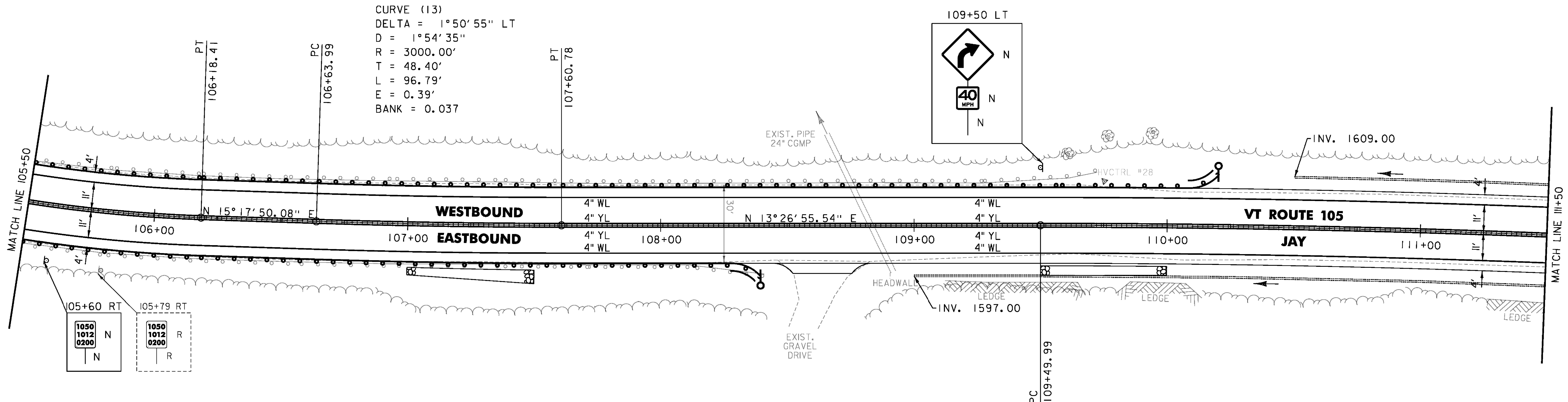
MILLED RUMBLE STRIPS  
 105+50 TO 111+50 CL

6 INCH UNDERDRAIN PIPE  
~~109+00 TO 111+50 RT~~  
 110+50 TO 111+50 LT

REMOVING SIGNS  
 AS SHOWN - 1



CURVE (13)  
 DELTA = 1°50'55" LT  
 D = 1°54'35"  
 R = 3000.00'  
 T = 48.40'  
 L = 96.79'  
 E = 0.39'  
 BANK = 0.037



PROJECT NAME: JAY-TROY	PLOT DATE: 5/16/2014
PROJECT NUMBER: STP 2915(I)	DRAWN BY: W. GORDON
FILE NAME: z10b232bdr.dgn	CHECKED BY: P. SHEDD
DESIGNED BY: N. LEMAY	SHEET 46 OF 244
PLAN SHEET 13	