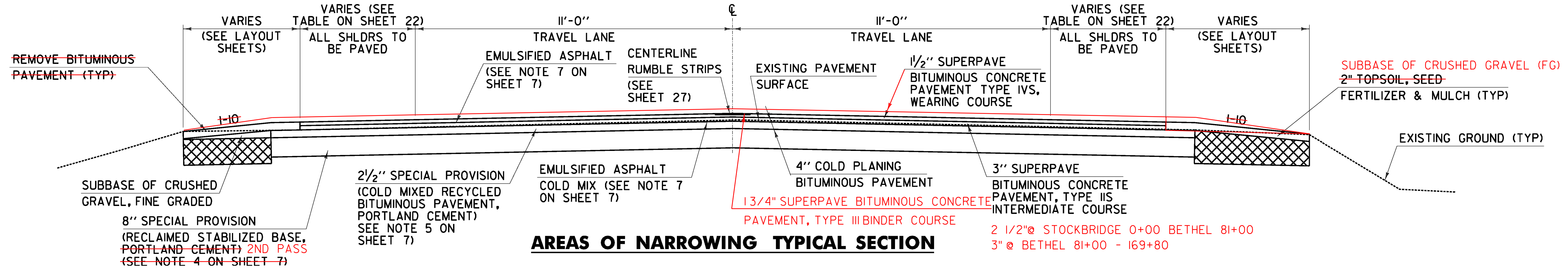
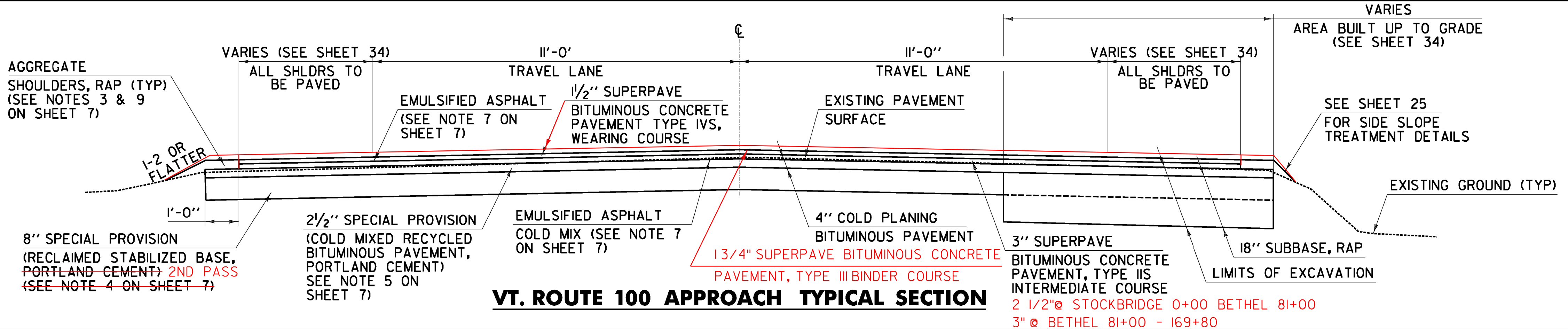


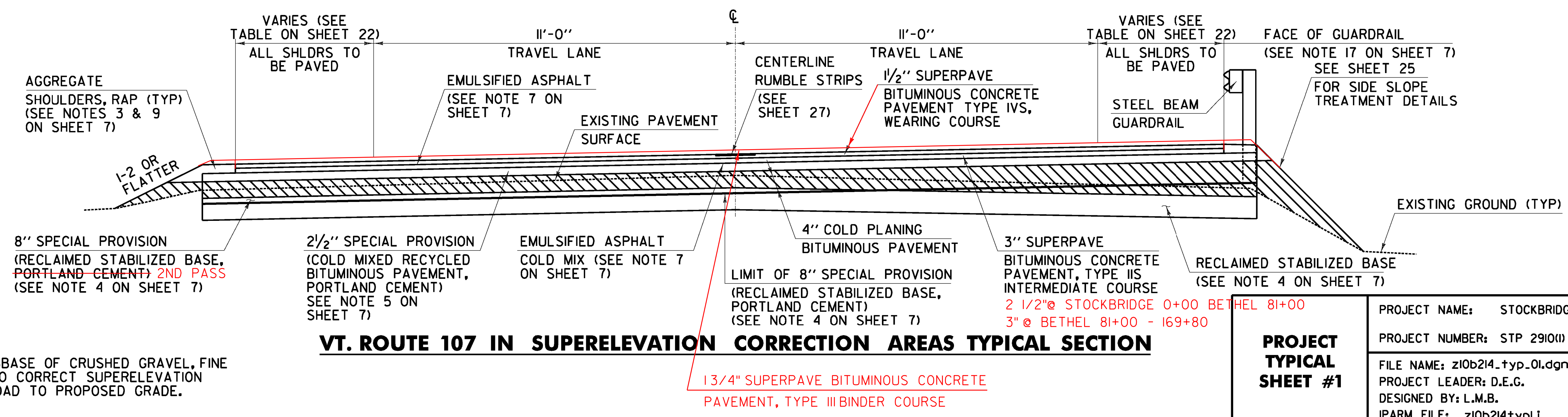
**VT. ROUTE 107 TYPICAL SECTION**



**AREAS OF NARROWING TYPICAL SECTION**



**VT. ROUTE 100 APPROACH TYPICAL SECTION**



**VT. ROUTE 107 IN SUPERELEVATION CORRECTION AREAS TYPICAL SECTION**

**PROJECT TYPICAL SHEET #1**

PROJECT NAME:	STOCKBRIDGE-BETHEL
PROJECT NUMBER:	STP 2910(1)
FILE NAME:	z10b214_typ_01.dgn
DESIGNED BY:	L.M.B.
IPARM FILE:	z10b214typ1.i
PLOT DATE:	3/17/2014
DRAWN BY:	W.G.P.
CHECKED BY:	J.P.S.
	SHEET 6 OF 397

ITEM 301.28 SUBBASE OF CRUSHED GRAVEL, FINE GRADED USED TO CORRECT SUPERELEVATION OR TO BUILD ROAD TO PROPOSED GRADE.

FILE NAME: \\V:\projects\107\107222426\CADD\MSTN\z10b214\_typ\_01.dgn  
DATE: 3/17/2014  
USER: LMB