

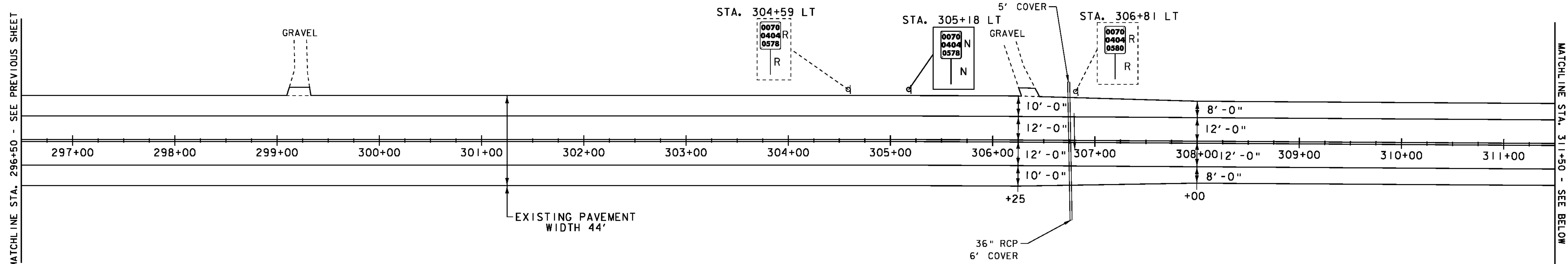
DURABLE 4 INCH WHITE LINE, TYPE I TAPE
 STA. 296+50 - STA. 311+50 (SOLID LT & RT)

DURABLE 4 INCH YELLOW LINE, TYPE I TAPE
 STA. 296+50 - STA. 311+50 (SOLID LT, DASHED RT)

TEMPORARY 4 INCH WHITE LINE, PAINT
 STA. 296+50 - STA. 311+50 (SOLID LT & RT)

TEMPORARY 4 INCH YELLOW LINE, PAINT
 STA. 296+50 - STA. 311+50 (SOLID LT, DASHED RT)

REMOVING SIGNS
 AS SHOWN - 2



DURABLE 4 INCH WHITE LINE, TYPE I TAPE
 STA. 311+50 - STA. 326+75 (SOLID LT & RT)
 (WITH EDGELINE BREAKS AT TOWN ROADS)
 STA. 313+51 RT (EDGELINES TH #12)

TOWN HIGHWAY TRAVEL LANES SHALL NOT EXCEED A 12' WIDTH BEYOND THE PROPOSED RADIUS POINT.

DURABLE 4 INCH YELLOW LINE, TYPE I TAPE
 STA. 311+50 - STA. 326+75 (SOLID LT & RT)
 (WITH CENTERLINE BREAKS AT TOWN ROADS)
 STA. 313+51 RT (CENTERLINE TH#12)

TEMPORARY 4 INCH WHITE LINE, PAINT
 STA. 311+50 - STA. 326+75 (SOLID LT & RT)
 (WITH EDGELINE BREAKS AT TOWN ROADS)
 STA. 313+51 RT (EDGELINES TH #12)


TEMPORARY 4 INCH YELLOW LINE, PAINT
 STA. 311+50 - STA. 326+75 (SOLID LT & RT)
 (WITH CENTERLINE BREAKS AT TOWN ROADS)
 STA. 313+51 RT (CENTERLINE TH#12)

TEMPORARY 24 INCH STOP BAR, PAINT
 STA. 313+51 - STA. 313+64 RT

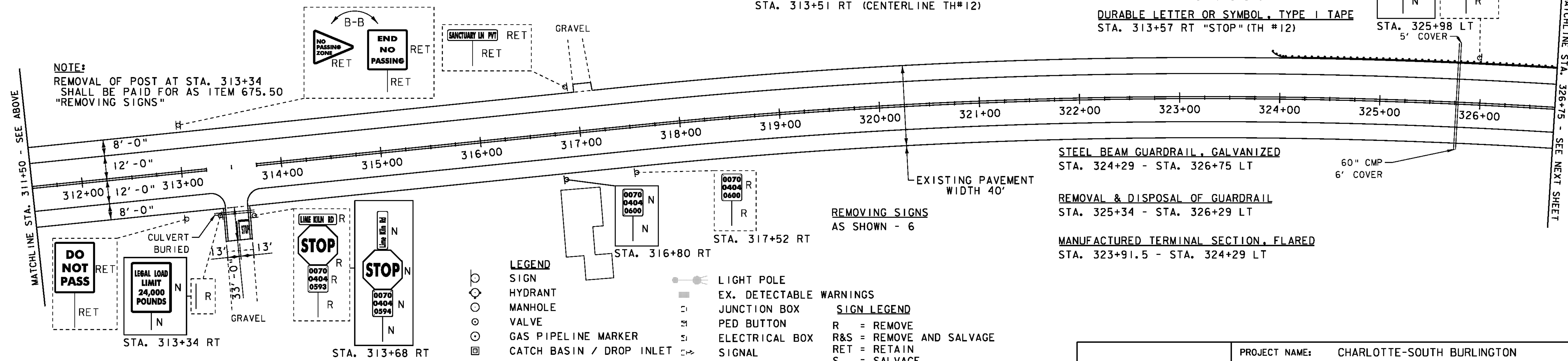
TEMPORARY LETTER OR SYMBOL, PAINT
 STA. 313+57 RT "STOP" (TH #12)

DURABLE 24 INCH STOP BAR, TYPE I TAPE
 STA. 313+51 - STA. 313+64 RT

DURABLE LETTER OR SYMBOL, TYPE I TAPE
 STA. 313+57 RT "STOP" (TH #12)



NOTE:
 REMOVAL OF POST AT STA. 313+34 SHALL BE PAID FOR AS ITEM 675.50 "REMOVING SIGNS"



- LEGEND**
- SIGN
 - HYDRANT
 - MANHOLE
 - VALVE
 - GAS PIPELINE MARKER
 - CATCH BASIN / DROP INLET
 - CURB INLET
 - TRAFFIC CONTROL BOX
 - PARKING METER
 - UTILITY POLE
 - LIGHT POLE
 - EX. DETECTABLE WARNINGS
 - JUNCTION BOX
 - PED BUTTON
 - ELECTRICAL BOX
 - SIGNAL
 - PEDESTAL POST
 - STRAIN POLE
 - CAMERA
 - VIDEO DETECTION ZONE
- SIGN LEGEND**
- R = REMOVE
 - R&S = REMOVE AND SALVAGE
 - RET = RETAIN
 - S = SALVAGE
 - N = NEW
 - B-B = BACK TO BACK

PROJECT LAYOUT SHEET 7	PROJECT NAME: CHARLOTTE-SOUTH BURLINGTON	PLOT DATE: 4/19/12
	PROJECT NUMBER: NH 2907(I)	DRAWN BY: BMB
	FILE NAME: p10B206.dgn	CHECKED BY: EPD
	DESIGNED BY: BMB	SHEET 23 OF 107
	PLOT FILE: p10B206_23.I	

NOT TO SCALE