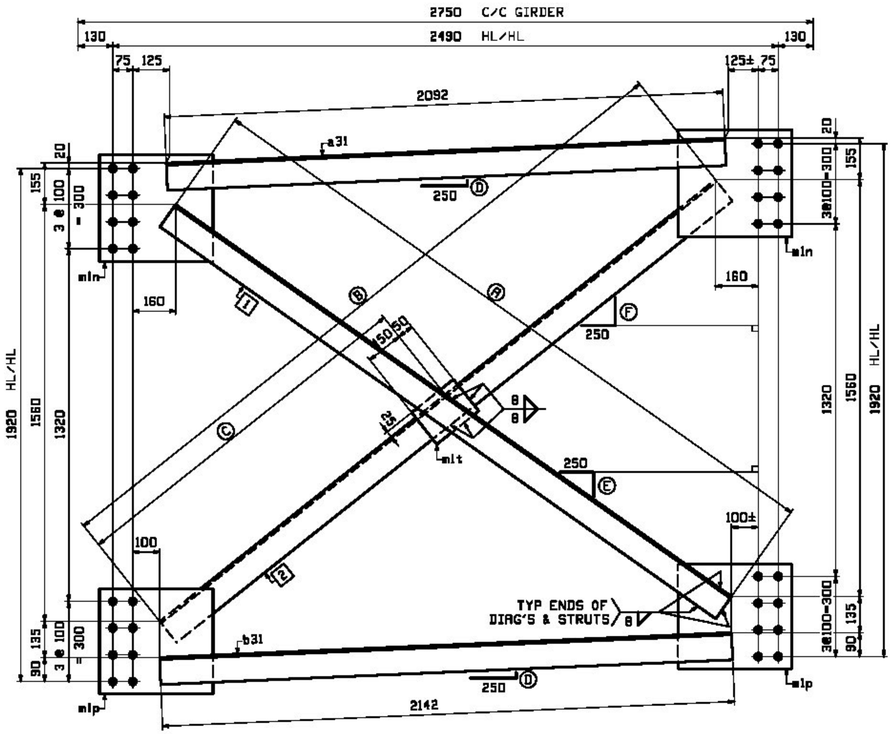

INT. CROSSFRAMES - MARK "A"

TYPE D5 - LOOKING UP-STATION

MARK "A"	QTY	DROP	Ⓡ	Ⓑ	Ⓒ	Ⓓ	Ⓔ	Ⓕ	Ⓧ	Ⓨ	1	2
31CF1	11	93	2545	2657	1364	11	176	199	3088	3202	c31	d31
31CF2	11	55	2567	2633	1353	6	181	194	3111	3178	f31	g31

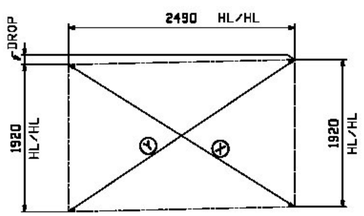

CROSS CHECK - MARK "A"

VERMONT
Agency of Transportation

X Approved
___ Furnish as Corrected
___ Rejected
___ Revise & Resubmit

Douglas E. Bonneau
12/10/12
Douglas E Bonneau, P.E. — Date
Structures Project Manager

X Reviewed
___ Rejected
___ Furnish As Corrected
___ Revise and Resubmit

This review is only for general conformance with the design concept and the information given in the Construction Documents. Corrections or comments made on the shop drawings during the review do not relieve the Contractor from compliance with the requirements of the Plans and Specifications. Review of a specific item shall not include review of an assembly of which an item is a component. The Contractor is responsible for dimensions to be confirmed and corrected at the job site; information that pertains solely to the fabrication process or to the means, methods, techniques, sequences and procedures of construction; coordination of the Work with that of other trades and performing all Work in a safe and satisfactory manner.

McFarland Johnson

Date October 24, 2012
By D. Kull

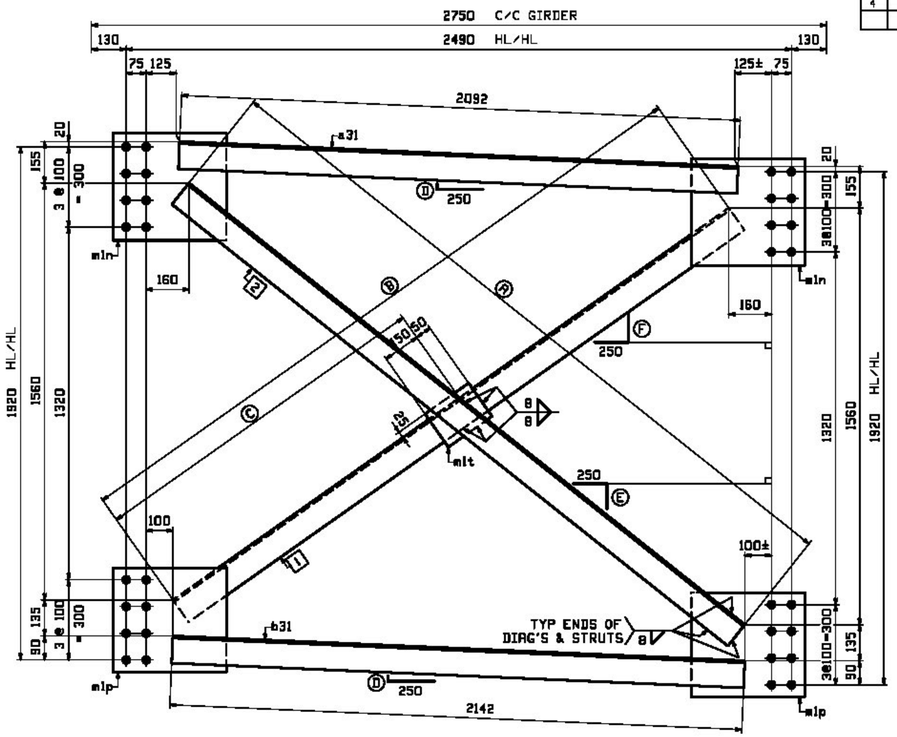

INT. CROSSFRAMES - MARK "B"

TYPE D5 - LOOKING UP-STATION

MARK "B"	QTY	DROP	Ⓡ	Ⓑ	Ⓒ	Ⓓ	Ⓔ	Ⓕ	Ⓧ	Ⓨ	1	2
31CF3	11	93	2657	2545	1312	11	199	176	3088	3202	c31	d31
31CF4	11	55	2633	2567	1303	6	194	181	3111	3178	f31	g31

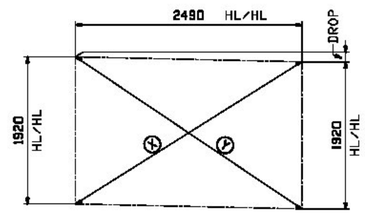

CROSS CHECK - MARK "B"

NOTE:
FOR GENERAL NOTES AND WELD TERMINATION DETAIL SEE DRAWING GN1.

FORM INFO PAGE	FORM INFO LINE	SHOP MARK	QTY	MARK	MATERIAL	LENGTH m	LENGTH mm	REMARKS	WT	PROCUREMENT NOTES
		31CF1	11		CROSSFRAMES				210 kg 462 lb	
		31CF3	11		CROSSFRAMES				210 kg 462 lb	
4	S		22	a31	L 102x102x9.5	2	092		31 kg 67 lb	
4	S		22	b31	L 102x102x9.5	2	142		31 kg 68 lb	
4	U		22	c31	L 102x102x9.5	2	545		37 kg 80 lb	
4	U		22	d31	L 102x102x9.5	2	657		38 kg 83 lb	
4	N		44	min	PL 13x400	0	425		17 kg 38 lb	
4	X		44	mlp	PL 13x390	0	440		16 kg 35 lb	
4	Y		22	mlt	PL 13x142	0	200		9 kg 8 lb	
		31CF2	11		CROSSFRAMES				210 kg 462 lb	
		31CF4	11		CROSSFRAMES				210 kg 462 lb	
4	S		22	a31	L 102x102x9.5	2	092		31 kg 67 lb	
4	S		22	b31	L 102x102x9.5	2	142		31 kg 68 lb	
4	U		22	f31	L 102x102x9.5	2	567		37 kg 83 lb	
4	U		22	g31	L 102x102x9.5	2	633		38 kg 83 lb	
4	N		44	min	PL 13x400	0	425		17 kg 38 lb	
4	X		44	mlp	PL 13x390	0	440		16 kg 35 lb	
4	Y		22	mlt	PL 13x142	0	200		9 kg 8 lb	

BILL OF MATERIAL

JOB NO. 521 — DRAWING NO. 31 — REV.

REV.	DATE	REMARKS	DWN	CHK	APVL	SHOP
D						

MATERIAL:	SURFACE PREP. & PAINT:	HOLES:	SHOP BOLTS:
M270M-345W	SEE DWG GN1	15/16" ø	NONE

DESCRIPTION: CROSSFRAMES

CASCO BAY STEEL STRUCTURES, INC.
1 WALLACE AVE. SOUTH PORTLAND, ME 04106
PHONE (207) 780-6722 FAX. (207) 780-6726
TEMBOR STRPC

STRUCTURE: VT 100 OVER LAMOILLE RIVER
MORRISTOWN, VT LAMOILLE COUNTY
STP F 029-1 (2) C/1

DRAWN: JTB	DATE: 08/20		
CHKD: PCP	DATE: 09/17		
LOCATION: MORRISTOWN, VT	JOB NO. 521	DWG NO. 31	
PROJ NO. STP F 029-1(2)C/1			
CUSTOMER: WINTERSET, INC.		REV. △	