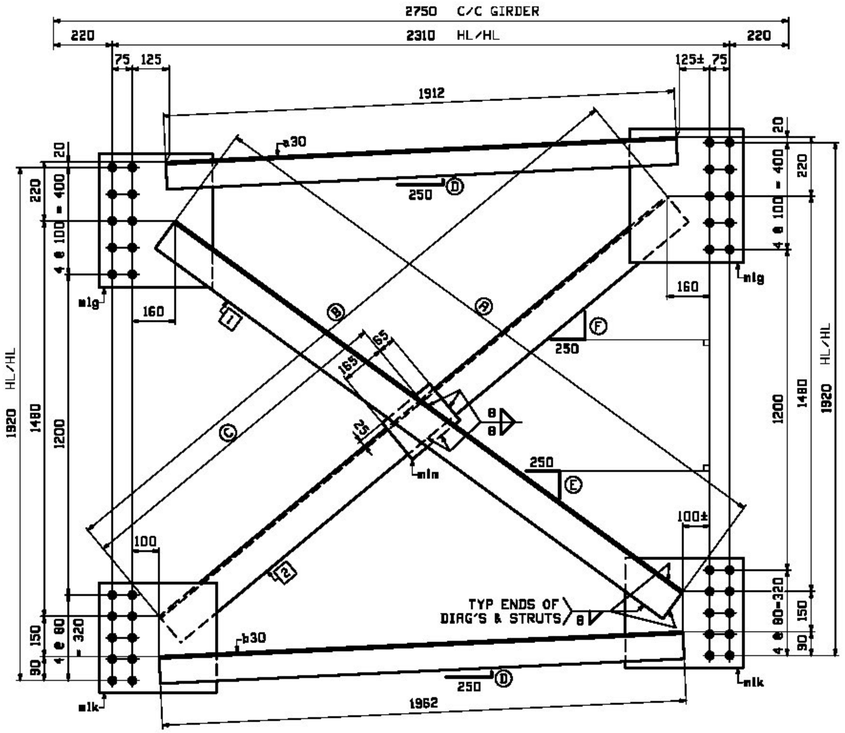

INT. CROSSFRAMES - MARK "A"

TYPE D4 - LOOKING UP-STATION

MARK "A"	QTY	DROP	Ⓐ	Ⓑ	Ⓒ	Ⓓ	Ⓔ	Ⓕ	Ⓧ	Ⓨ	1	2
30CF1	2	93	2352	2467	1270	12	183	207	2945	3064	c30	d30
30CF2	2	55	2375	2443	1258	7	188	202	2969	3039	f30	g30

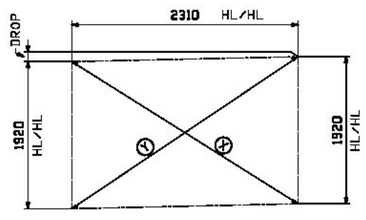

CROSS CHECK - MARK "A"

VERMONT
Agency of Transportation

X Approved
___ Furnish as Corrected
___ Rejected
___ Revise & Resubmit

Douglas E. Bonneau
Douglas E Bonneau, P.E.
Structures Project Manager

12/10/12
Date

X Reviewed
___ Rejected
___ Furnish As Corrected
___ Revise and Resubmit

This review is only for general conformance with the design concept and the information given in the Construction Documents. Corrections or comments made on the shop drawings during the review do not relieve the Contractor from compliance with the requirements of the Plans and Specifications. Review of a specific item shall not include review of an assembly of which an item is a component. The Contractor is responsible for dimensions to be confirmed and corrected at the job site; information that pertains solely to the fabrication process or to the means, methods, techniques, sequences and procedures of construction; coordination of the Work with that of other trades and performing all Work in a safe and satisfactory manner.

Date October 24, 2012

McFarland Johnson

By D. Kull

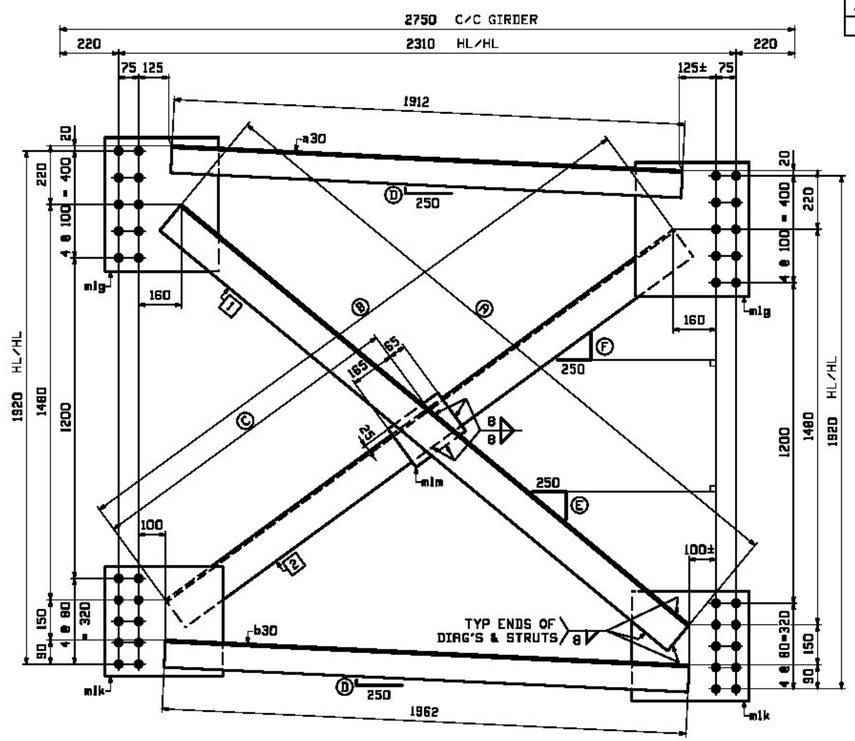

INT. CROSSFRAMES - MARK "B"

TYPE D4 - LOOKING UP-STATION

MARK "B"	QTY	DROP	Ⓐ	Ⓑ	Ⓒ	Ⓓ	Ⓔ	Ⓕ	Ⓧ	Ⓨ	1	2
30CF3	2	93	2467	2352	1216	12	207	183	2945	3064	d30	c30
30CF4	2	55	2443	2375	1226	7	202	188	2969	3039	g30	f30

NOTE:
FOR GENERAL NOTES AND WELD TERMINATION DETAIL SEE DRAWING GN1.

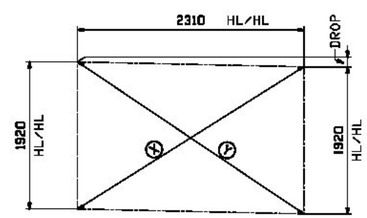

CROSS CHECK - MARK "B"

FORM INFO		SHOP	BILL OF MATERIAL					JOB NO. 521	DRAWING NO. 30	REV.
PAGE	LINE	MARK	QTY	MARK	MATERIAL	LENGTH m	LENGTH mm	REMARKS	WT	PROCUREMENT NOTES
		30CF1	2		CROSSFRAMES				299 kg 304.1 lb	
		30CF3	2		CROSSFRAMES				299 kg 304.1 lb	
4	T		4	a30	L 102x102x9.5	1	912		28 kg 62 lb	
4	T		4	b30	L 102x102x9.5	1	962		29 kg 63 lb	
4	V		4	c30	L 127x127x9.5	2	352		43 kg 95 lb	
4	V		4	d30	L 127x127x9.5	2	467		45 kg 100 lb	
4	W		8	mlg	PL 13x425	0	500		22 kg 48 lb	
4	X		8	mlk	PL 13x410	0	440		18 kg 41 lb	
4	Y		4	mlm	PL 13x177	0	230		4 kg 9 lb	
		30CF2	2		CROSSFRAMES				299 kg 304.1 lb	
		30CF4	2		CROSSFRAMES				299 kg 304.1 lb	
4	T		4	a30	L 102x102x9.5	1	912		28 kg 62 lb	
4	T		4	b30	L 102x102x9.5	1	962		29 kg 63 lb	
4	V		4	f30	L 127x127x9.5	2	375		43 kg 95 lb	
4	V		4	g30	L 127x127x9.5	2	443		45 kg 99 lb	
4	W		8	mlg	PL 13x425	0	500		22 kg 48 lb	
4	X		8	mlk	PL 13x410	0	440		18 kg 41 lb	
4	Y		4	mlm	PL 13x177	0	230		4 kg 9 lb	

REV.	DATE	REMARKS	DWN	CHK	APVL	SHOP
0						

MATERIAL:	SURFACE PREP. & PAINT:	HOLES:	SHOP BOLTS:
M270M-345W	SEE DWG GN1	$\frac{15}{16}$" ø	NONE

DESCRIPTION: CROSSFRAMES

CASCO BAY STEEL STRUCTURES, INC.
1 WALLACE AVE. PHONE (207) 780-6722
SOUTH PORTLAND, ME 04106 FAX. (207) 780-6726

TERMOR GROUP

STRUCTURE: VT 100 OVER LAMOILLE RIVER
MORRISTOWN, VT LAMOILLE COUNTY
STP F 029-1 (2) C/1

DRAWN:	JTB	DATE:	08/20
CHKD:	PCP	DATE:	09/17
LOCATION:	MORRISTOWN, VT	JOB NO.	DWG NO.
PROJ NO.	STP F 029-1(2)C/1	521	30
CUSTOMER:	WINTERSET, INC.		REV. △