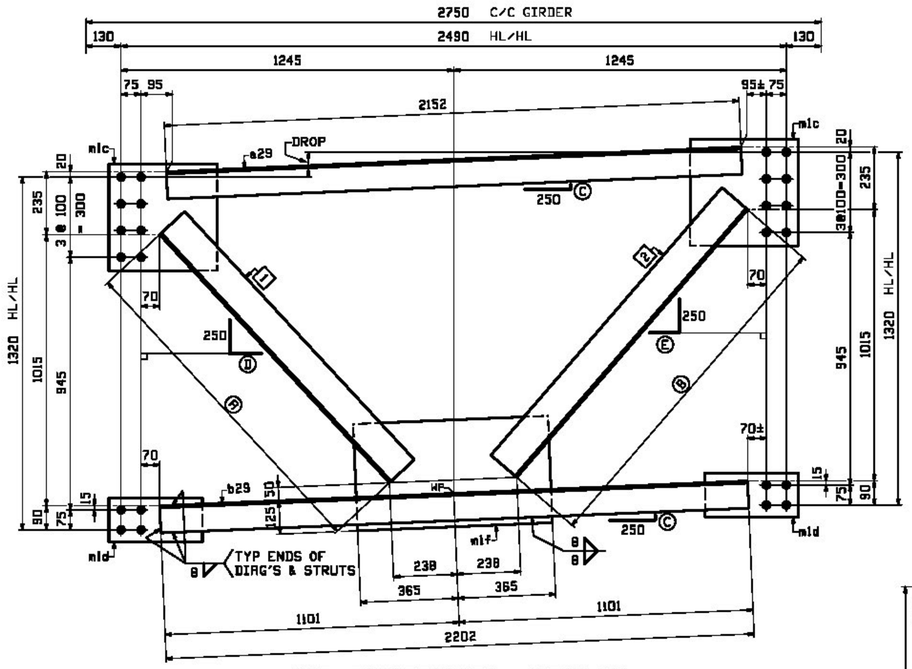

INT. CROSSFRAMES - MARK "A"

TYPE D3 - LOOKING UP-STATION

MARK "A"	QTY	DROP	Ⓐ	Ⓑ	Ⓒ	Ⓓ	Ⓔ	Ⓧ	Ⓨ	1	2
29CF1	2	93	1266	1323	11	232	216	2776	2863	c29	d29
29CF2	2	55	1277	1311	6	228	219	2793	2844	f29	g29

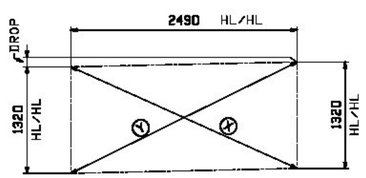

CROSS CHECK - MARK "A"

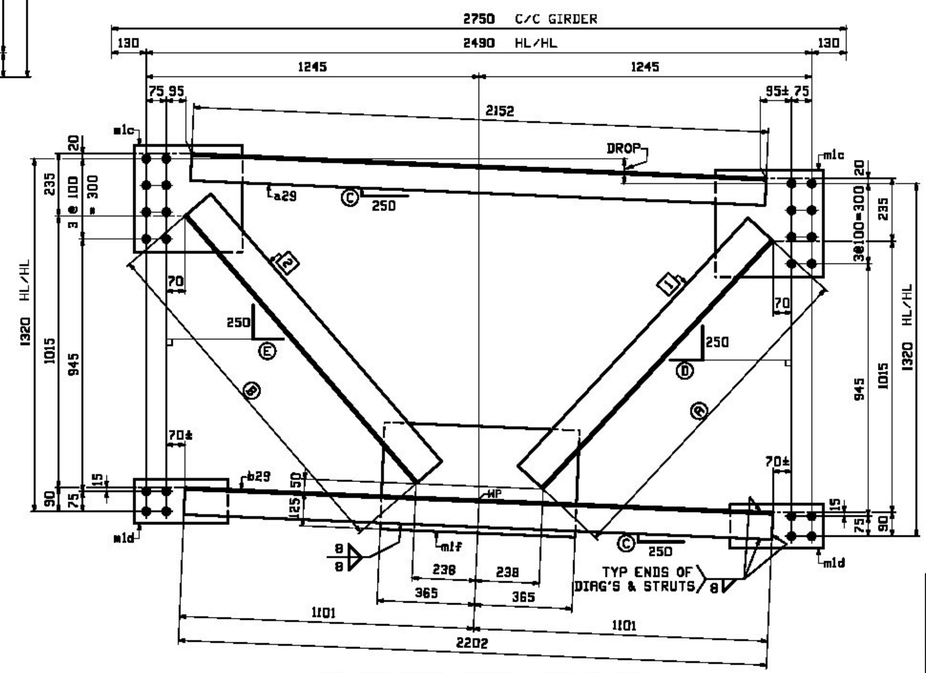

INT. CROSSFRAMES - MARK "B"

TYPE D3 - LOOKING UP-STATION

MARK "B"	QTY	DROP	Ⓐ	Ⓑ	Ⓒ	Ⓓ	Ⓔ	Ⓧ	Ⓨ	1	2
29CF3	2	93	1266	1323	11	232	216	2776	2863	c29	d29
29CF4	2	55	1277	1311	6	228	219	2793	2844	f29	g29

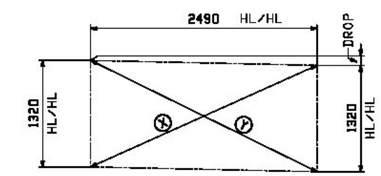

CROSS CHECK - MARK "B"

NOTE:
FOR GENERAL NOTES AND WELD TERMINATION DETAIL SEE DRAWING GN1.

BILL OF MATERIAL

FORM INFO PAGE	FORM INFO LINE	SHOP MARK	QTY	MARK	MATERIAL	LENGTH m	LENGTH mm	REMARKS	WT	PROCUREMENT NOTES
		29CF1	2		CROSSFRAMES				180 kg 410 lb	
		29CF3	2		CROSSFRAMES				185 kg 410 lb	
4	J		4	a29	L 102x102x9.5	2	152		31 kg 68 lb	
4	J		4	b29	L 102x102x9.5	2	202		32 kg 71 lb	
4	L		4	c29	L 127x127x9.5	1	266		23 kg 51 lb	
4	L		4	d29	L 127x127x9.5	1	323		24 kg 53 lb	
4	M		8	mlc	PL 13x400	0	405		17 kg 38 lb	
4	N		8	mld	PL 13x165	0	350		6 kg 13 lb	
4	P		4	mlf	PL 13x400	0	730		30 kg 66 lb	
		29CF2	2		CROSSFRAMES				180 kg 410 lb	
		29CF4	2		CROSSFRAMES				185 kg 410 lb	
4	J		4	a29	L 102x102x9.5	2	152		31 kg 68 lb	
4	J		4	b29	L 102x102x9.5	2	202		32 kg 71 lb	
4	L		4	f29	L 127x127x9.5	1	277		23 kg 50 lb	
4	L		4	g29	L 127x127x9.5	1	311		24 kg 53 lb	
4	M		8	mlc	PL 13x400	0	405		17 kg 38 lb	
4	N		8	mld	PL 13x165	0	350		6 kg 13 lb	
4	P		4	mlf	PL 13x400	0	730		30 kg 66 lb	

JOB NO. 521 | DRAWING NO. 29 | REV.

REV.	DATE	REMARKS	DWN	CHK	APVL	SHOP
0						

MATERIAL: M270M-345W | SURFACE PREP. & PAINT: SEE DWG GN1 | HOLES: 15/16" ϕ | SHOP BOLTS: NONE

DESCRIPTION: CROSSFRAMES

CASCO BAY STEEL STRUCTURES, INC.
1 WALLACE AVE. PHONE (207) 780-6722
SOUTH PORTLAND, ME 04106 FAX. (207) 780-6726

STRUCTURE: VT 100 OVER LAMOILLE RIVER
MORRISTOWN, VT LAMOILLE COUNTY
STP F 029-1 (2) C/1

DRAWN: JTB | DATE: 08/20
CHKD: PCP | DATE: 09/17

LOCATION: MORRISTOWN, VT | JOB NO. 521 | DWG NO. 29
PROJ NO. STP F 029-1(2)C/1 | REV. △
CUSTOMER: WINTERSET, INC.

X Reviewed — Furnish As Corrected
Rejected — Revise and Resubmit

This review is only for general conformance with the design concept and the information given in the Construction Documents. Corrections or comments made on the shop drawings during the review do not relieve the Contractor from compliance with the requirements of the Plans and Specifications. Review of a specific item shall not include review of an assembly of which an item is a component. The Contractor is responsible for dimensions to be confirmed and corrected at the job site; information that pertains solely to the fabrication process or to the means, methods, techniques, sequences and procedures of construction; coordination of the Work with that of other trades and performing all Work in a safe and satisfactory manner.

Date October 24, 2012
By D. Kull
McFarland Johnson

VERMONT Agency of Transportation
X Approved — Rejected
Furnish as Corrected — Revise & Resubmit
Douglas E Bonneau 12/10/12
Douglas E Bonneau, P.E. — Date
Structures Project Manager