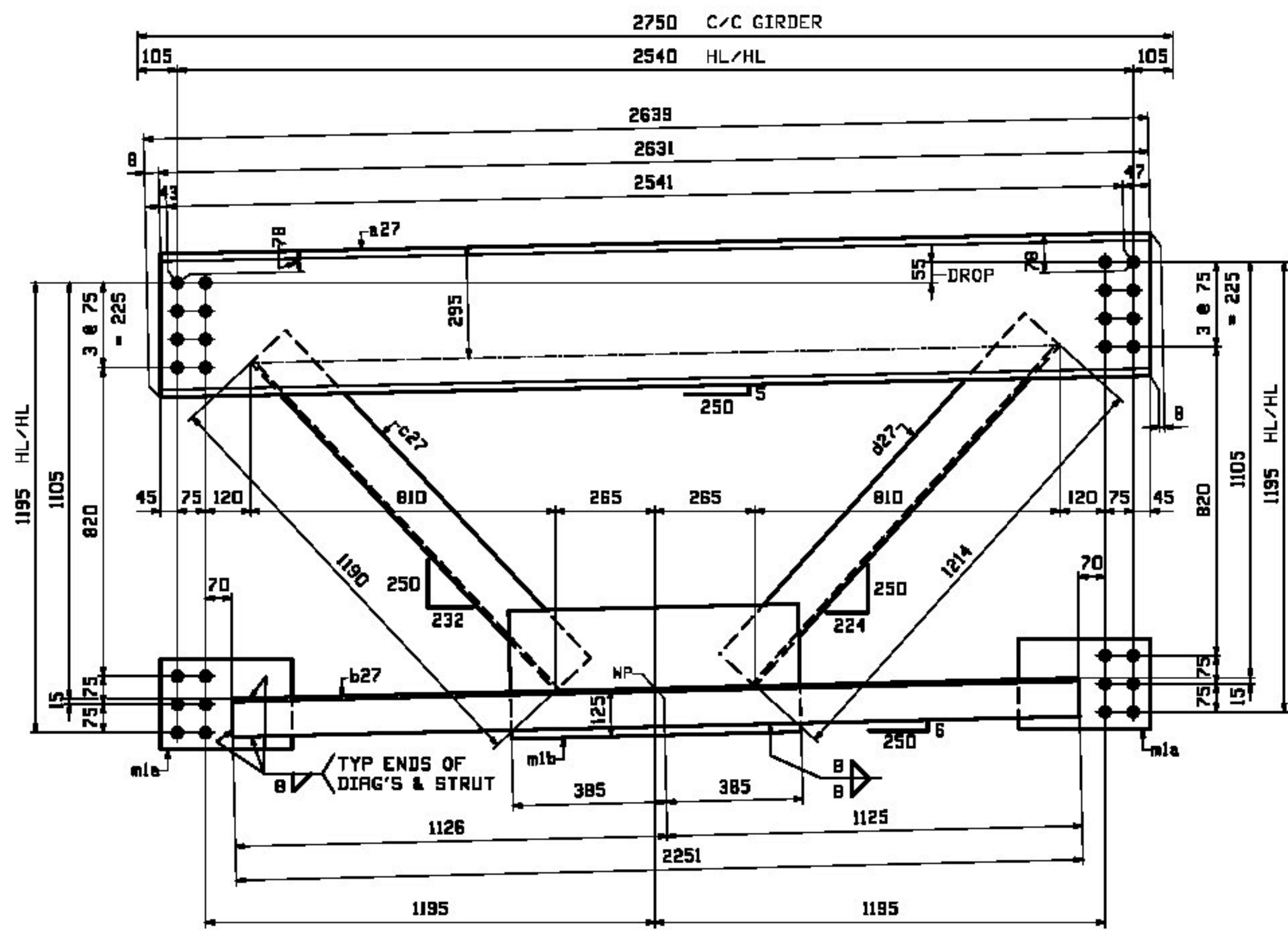
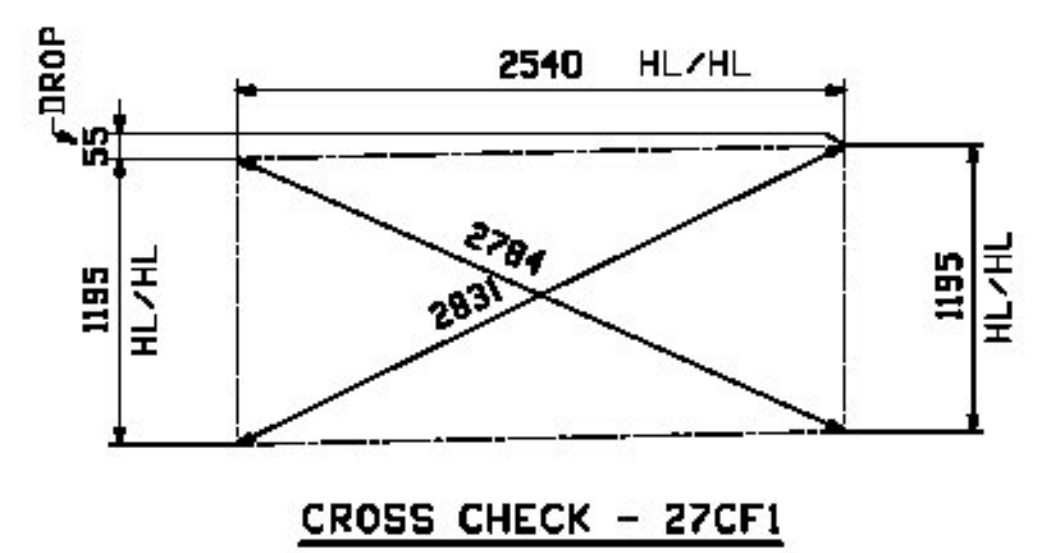


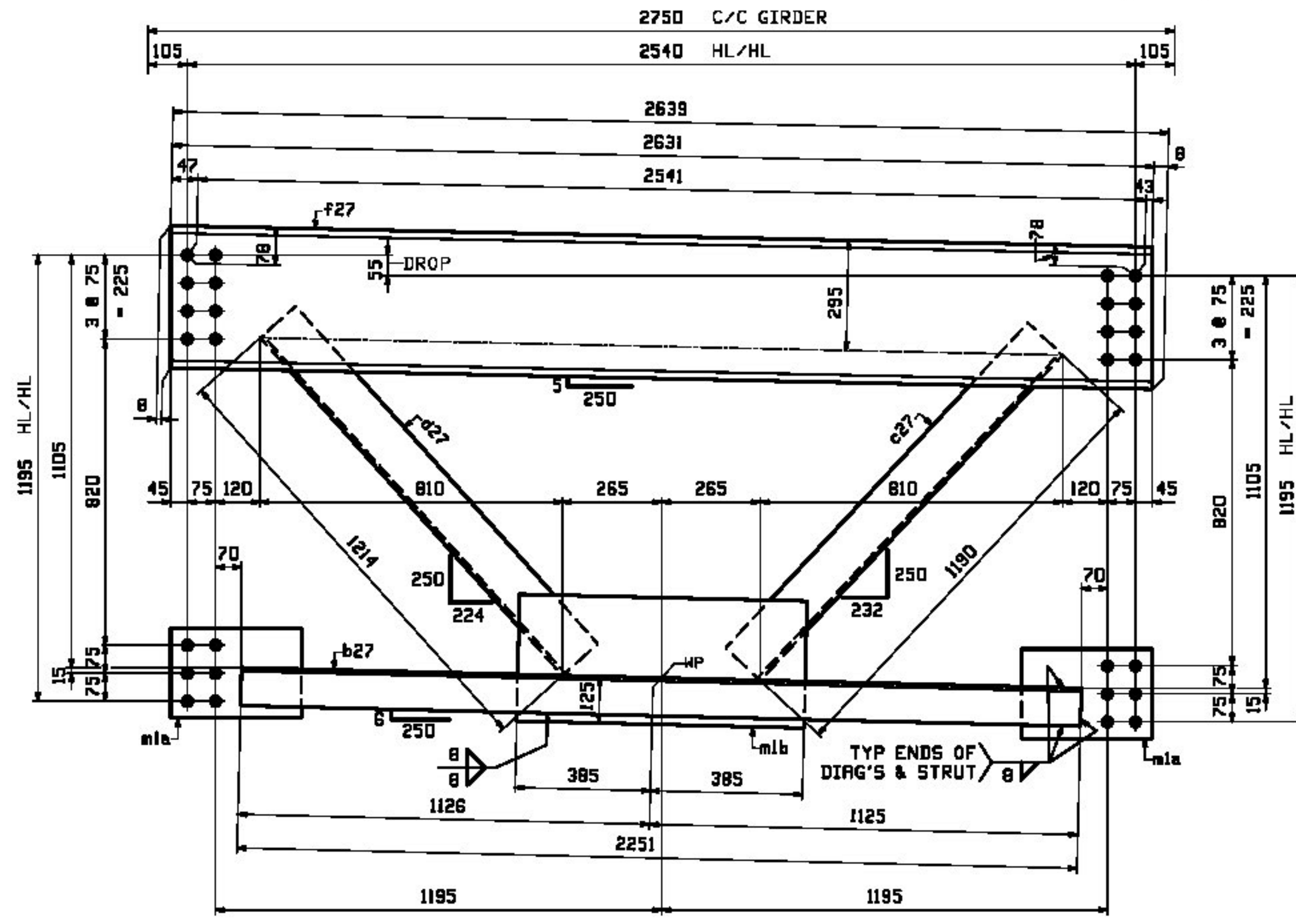
BILL OF MATERIAL				JOB NO.	DRAWING NO.	REV.
				521	27	
ROW INFO	QTY	MARK	MATERIAL	LENGTH	REMARKS	ACQUISITION
LINE						NOTES
27CF1	2		END CROSSFRAMES		PRINTED	254 HL/HL
4 B	2	a27	C 380x50.4	2 639		123 HL/HL
4 D	2	b27	L 102x102x9.5	2 251		33 HL/HL
4 C	2	c27	L 127x127x9.5	1 190		22 HL/HL
4 C	2	d27	L 127x127x9.5	1 214		22 HL/HL
4 E	4	m1a	PL 13x240	0 350		9 HL/HL
4 F	2	m1b	PL 13x340	0 770		27 HL/HL
27CF2	2		END CROSSFRAMES		PRINTED	254 HL/HL
4 B	2	f27	C 380x50.4	2 639		123 HL/HL
4 D	2	b27	L 102x102x9.5	2 251		33 HL/HL
4 C	2	c27	L 127x127x9.5	1 190		22 HL/HL
4 C	2	d27	L 127x127x9.5	1 214		22 HL/HL
4 E	4	m1a	PL 13x240	0 350		9 HL/HL
4 F	2	m1b	PL 13x340	0 770		27 HL/HL



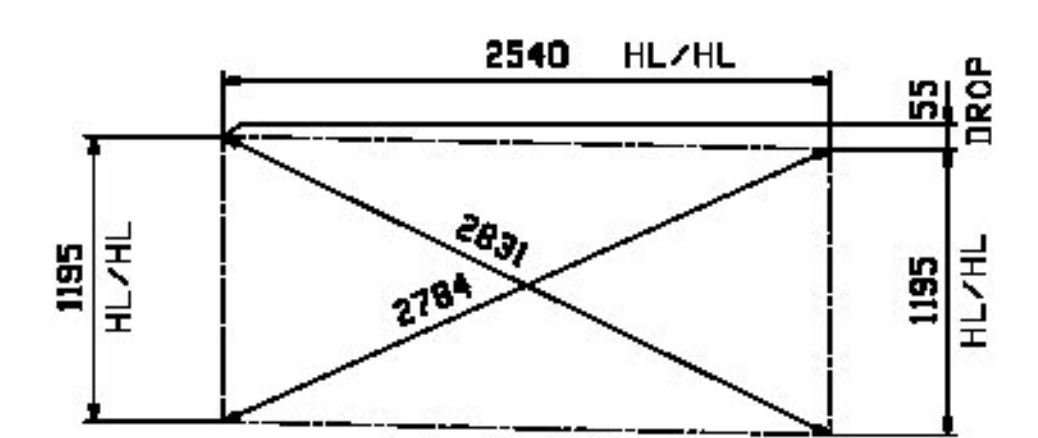
2 ~ END CROSSFRAMES - 27CF1 ← PRINTED (SEE DWG GNI)
TYPE DI - LOOKING UP-STATION



CROSS CHECK - 27CF1



2 ~ END CROSSFRAMES - 27CF2 ← PRINTED (SEE DWG GNI)
TYPE DI - LOOKING UP-STATION



CROSS CHECK - 27CF2

NOTE:
FOR GENERAL NOTES AND WELD TERMINATION DETAIL SEE DRAWING GNI.

Reviewed
 Rejected
 Furnish As Corrected
 Revise and Resubmit

This review is only for general conformance with the design concept and the information given in the Construction Documents. Corrections or comments made on the shop drawings during the review do not relieve the Contractor from compliance with the requirements of the Plans and Specifications. Review of a specific item shall not be held review of an assembly of which an item is a component. The Contractor is responsible for dimensions to be confirmed and corrected at the job site; information that pertains solely to the fabrication process or to the means, methods, techniques, sequences and procedures of construction; coordination of the Work with that of other trades and performing all Work in a safe and satisfactory manner.

Date: October 24, 2012
 By: D. Kull

Approved
 Rejected
 Furnish as Corrected
 Revise & Resubmit

Douglas E. Bouneau, P.E.
 Structures Project Manager

Date: 12/10/12

REV.	DATE	REMARKS	DWN	CHK	APVL	SHOP
0						
MATERIAL:		SURFACE PREP. & PRINT:	HOLES:		SHOP BOLTS:	
M270M-345W		SEE DWG GNI	15/16" φ		NONE	
DESCRIPTION: CROSSFRAMES						
CASCO BAY STEEL STRUCTURES, INC.						
1 WALLACE AVE.			PHONE (207) 780-6722		SOUTH PORTLAND, ME 04106	
			FAX: (207) 780-6726			
STRUCTURE:		DRAWN:		DATE:		
VT 100 OVER LAHOILLE RIVER		JTB		08/16		
MORRISTOWN, VT LAHOILLE COUNTY		CHKD:		DATE:		
STP F 029-1 (2) C/1		PCP		08/17		
LOCATION:		JOB NO.		DWG NO.		
MORRISTOWN, VT		521		27		
PROJ NO. STP F 029-112C/1		CUSTOMER:		REV.		
		MINTERSET, INC.		△		