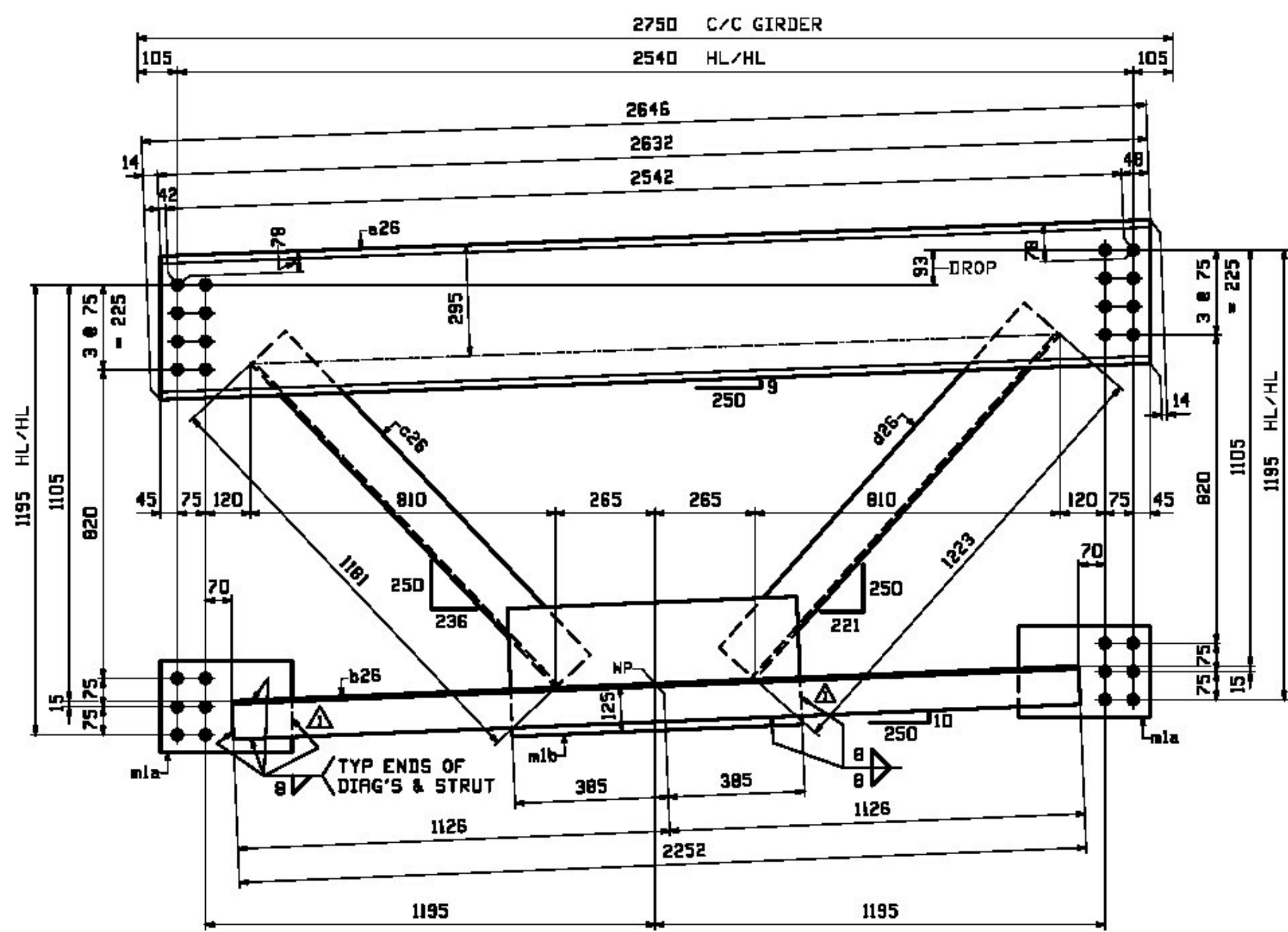
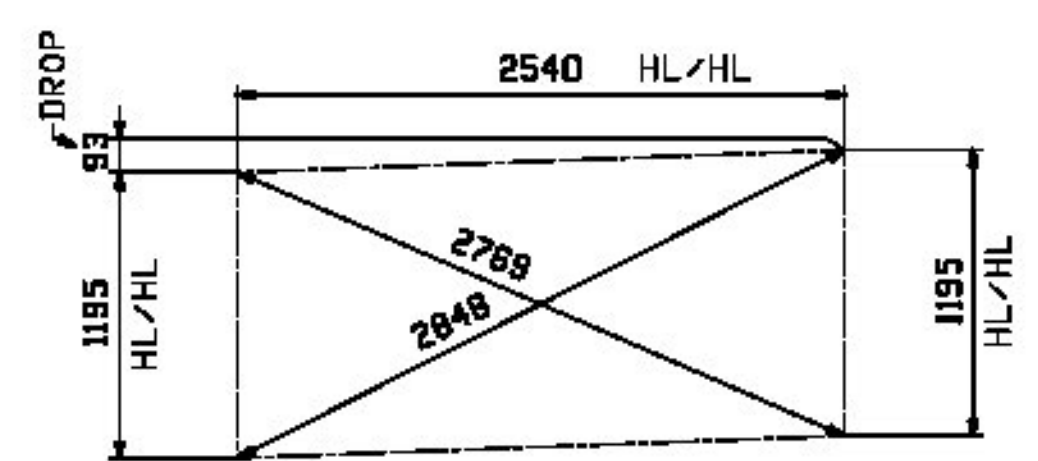


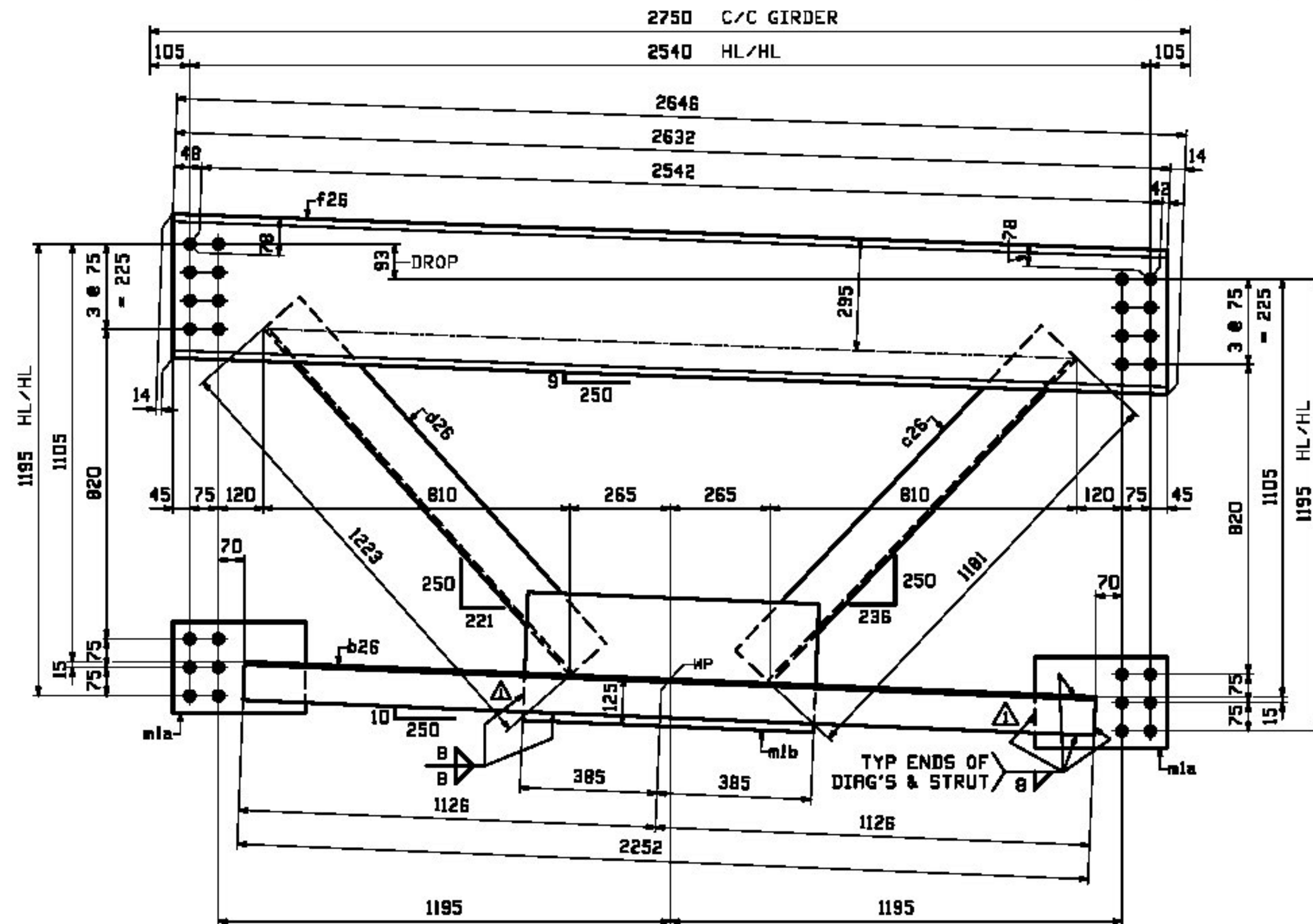
JOB NO.		DRAWING NO.		REV.	
921		26			
REV.	DATE	BY	CHKD.	APPV.	REMARKS
1					
2					
3					
4					
5					
6					
7					
8					
9					
10					
11					
12					
13					
14					
15					
16					
17					
18					
19					
20					
21					
22					
23					
24					
25					
26					
27					
28					
29					
30					
31					
32					
33					
34					
35					
36					
37					
38					
39					
40					
41					
42					
43					
44					
45					
46					
47					
48					
49					
50					
51					
52					
53					
54					
55					
56					
57					
58					
59					
60					
61					
62					
63					
64					
65					
66					
67					
68					
69					
70					
71					
72					
73					
74					
75					
76					
77					
78					
79					
80					
81					
82					
83					
84					
85					
86					
87					
88					
89					
90					
91					
92					
93					
94					
95					
96					
97					
98					
99					
100					



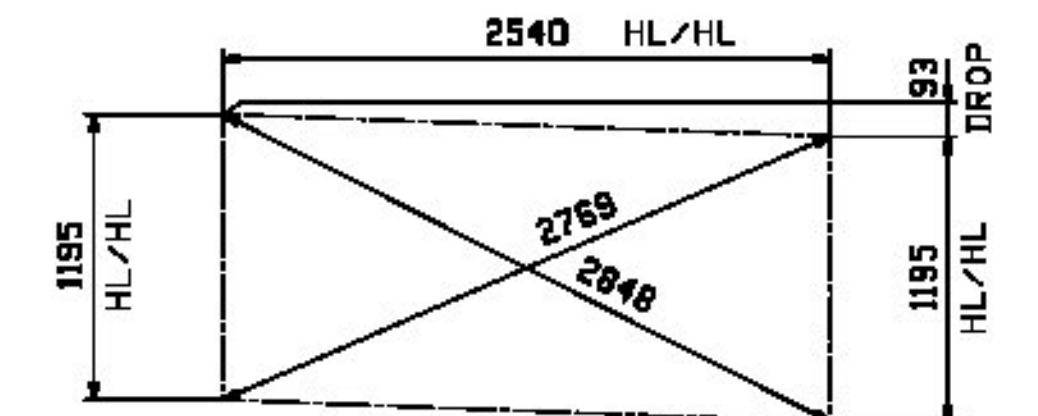
2 ~ END CROSSFRAMES - 26CF1 ← PRINTED (SEE DWG GNI)
TYPE DI - LOOKING UP-STATION



CROSS CHECK - 26CF1



2 ~ END CROSSFRAMES - 26CF2 ← PRINTED (SEE DWG GNI)
TYPE DI - LOOKING UP-STATION



CROSS CHECK - 26CF2

NOTE:
FOR GENERAL NOTES AND WELD TERMINATION DETAIL SEE DRAWING GNI.

Agency of Transportation
Approved _____ Rejected _____
Furnish as Corrected _____ Revise & Resubmit _____
Date: 05/12/12
Douglas E. Beauneau, P.E. Date
Structures Project Manager

REV.	DATE	REMARKS	DWN	CHK	APVL	SHOP
1	12/18	APPROVAL COMMENTS	EEO	PCP		
2						
3						
4						
5						
6						
7						
8						
9						
10						
11						
12						
13						
14						
15						
16						
17						
18						
19						
20						
21						
22						
23						
24						
25						
26						
27						
28						
29						
30						
31						
32						
33						
34						
35						
36						
37						
38						
39						
40						
41						
42						
43						
44						
45						
46						
47						
48						
49						
50						
51						
52						
53						
54						
55						
56						
57						
58						
59						
60						
61						
62						
63						
64						
65						
66						
67						
68						
69						
70						
71						
72						
73						
74						
75						
76						
77						
78						
79						
80						
81						
82						
83						
84						
85						
86						
87						
88						
89						
90						
91						
92						
93						
94						
95						
96						
97						
98						
99						
100						

DESCRIPTION: END CROSSFRAMES
CASCO BAY STEEL STRUCTURES, INC.
1 WALLACE AVE. PHONE (207) 780-6722
SOUTH PORTLAND, ME 04106 FAX. (207) 780-6726
STRUCTURE: VT 100 OVER LAHOILLE RIVER
MORRISTOWN, VT LAHOILLE COUNTY
STP F 029-1 (2) C/1
DRAWN: JTB DATE: 08/16
CHKD: PCP DATE: 08/17
LOCATION: MORRISTOWN, VT JOB NO. DWG NO.
PROJ NO. STP F 029-1(2)C/1 521 26
CUSTOMER: MINTERSET, INC. REV. 26