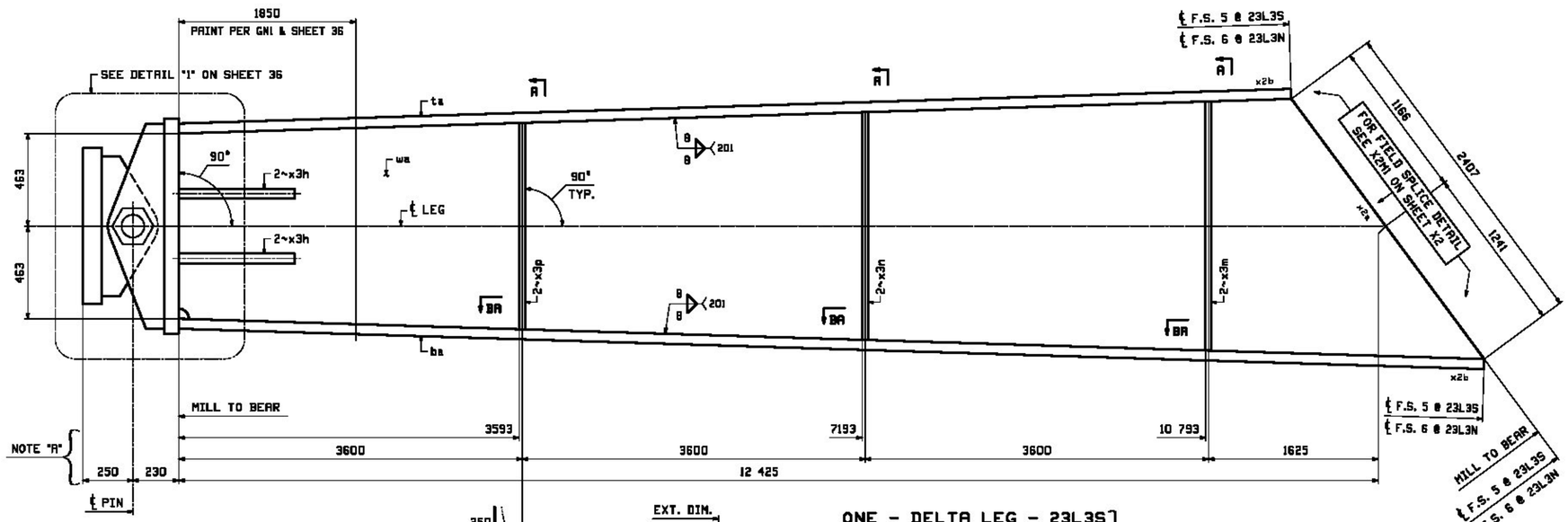

NOTE "A"
DIM'S ARE PARALLEL TO ℄ LEG.

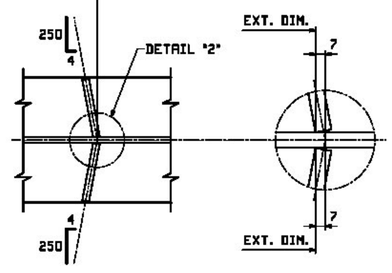

SECTION BA

DETAIL "2"

ONE - DELTA LEG - 23L3S
ONE - DELTA LEG - 23L3N } ALIKE EXCEPT AS NOTED

FOR FIELD SPLICE DETAILS SEE DRAWING X2.
FOR GIRDER STANDARD DETAILS SEE DRAWING X3 & X5.
FOR CAMBER & FLANGE DIAGRAMS SEE DRAWING C5.
FOR GENERAL NOTES SEE DRAWING GNI.
T2 DENOTES MATERIAL SUBJECT TO CHARPY V-NOTCH TESTING.

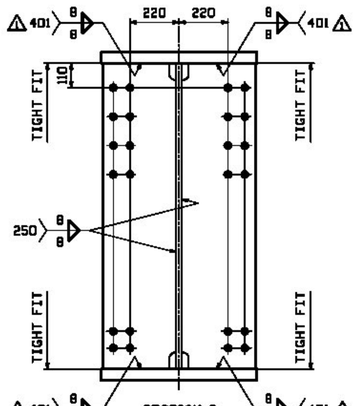

SECTION A
(DEVELOPED)

FORM INFO		SHOP	BILL OF MATERIAL						JOB NO. 521	DRAWING NO. 23	REV. 1
PAGE	LINE	MARK	QTY	MARK	MATERIAL	LENGTH m	LENGTH mm	REMARKS	WT	PROCUREMENT NOTES	
		23L3S	1		DELTA LEG				4010 kg 8842.8 lbs		
		23L3N	1		DELTA LEG				4010 kg 8842.8 lbs		
1	U		2	wa	PL 25x1846	13	340	M2E M270M-345WT2	10229 kg 22552 lbs		
2	G		2	ta	PL 50x700	11	605	M1E M270M-345WT2	3190 kg 7032.8 lbs		
2	E		2	ba	PL 50x700	13	311	M1E M270M-345WT2	3657 kg 8063.9 lbs		
5	R		8	x3h	PL 50x340	0	800	M1E	107 kg 235.9 lbs		
5	H		4	x3m	PL 13x330	1	598		54 kg 118.1 lbs		
5	J		4	x3n	PL 13x330	1	374		42 kg 92.6 lbs		
5	K		4	x3p	PL 13x330	1	150		28 kg 61.8 lbs		
			2	36BA1	BEARING ASSEMBLY				3190 kg 7032.8 lbs		

Agency of Transportation
Approved — Rejected
Furnish as Corrected — Revise & Resubmit
Douglas E. Bornemann — 12/21/18
Douglas E Bornemann, P.E. — Date
Structures Project Manager

WORK THIS SHEET WITH SHEET 36

REV.	DATE	REMARKS	DWN	CHK	APVL	SHOP
1	12/18	APPROVAL COMMENTS	EEO	PCP		
0						

MATERIAL:	SURFACE PREP. & PAINT:	HOLES:	SHOP BOLTS:
M270M-345W U.N.	AS NOTED	13/16"	NONE

DESCRIPTION: GIRDER DETAIL - 23L3S & 23L3N

CASCO BAY STEEL STRUCTURES, INC.
1 WALLACE AVE. PHONE (207) 780-6722
SOUTH PORTLAND, ME 04106 FAX. (207) 780-6726
TENSOR GROUP

STRUCTURE: VT 100 OVER LAMOILLE RIVER MORRISTOWN, VT LAMOILLE COUNTY STP F 029-1 (2) C/1	DRAWN: EEO	DATE: 08/31
	CHKD: PCP	DATE: 09/17
LOCATION: MORRISTOWN, VT	JOB NO.	DWG NO.
PROJ NO. STP F 029-1(2)C/1	521	23
CUSTOMER: WINTERSET, INC.		REV. 1