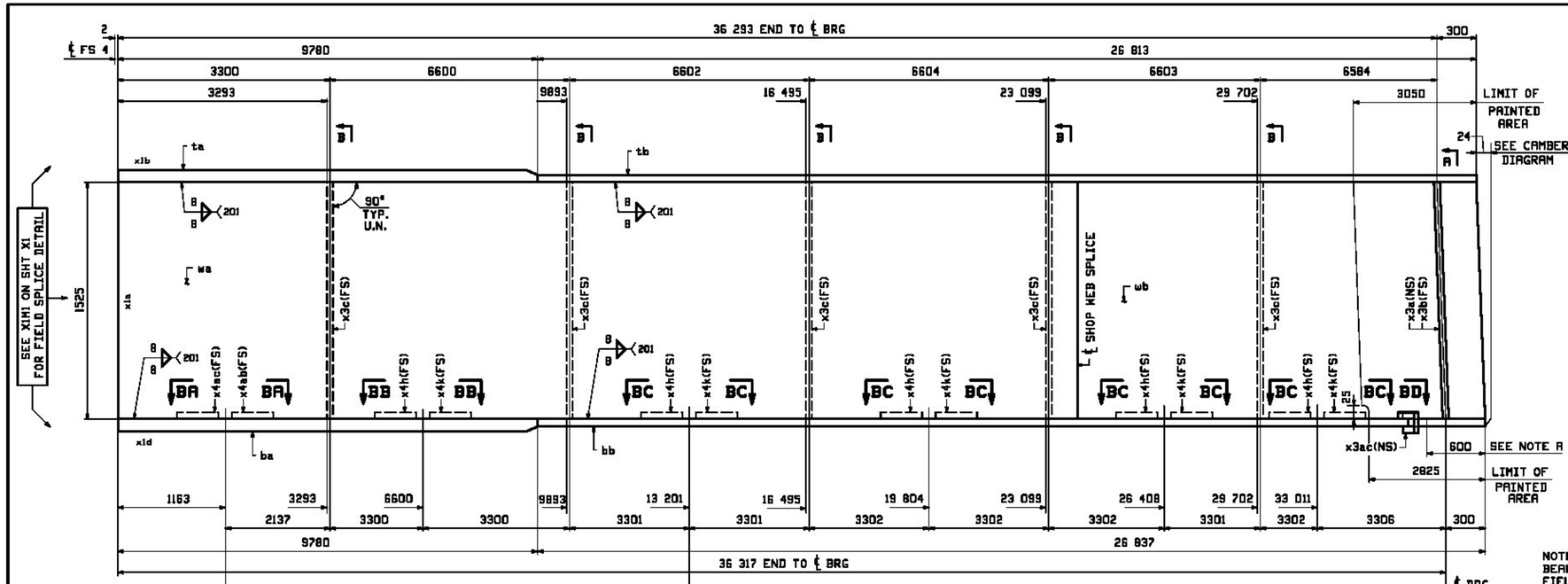

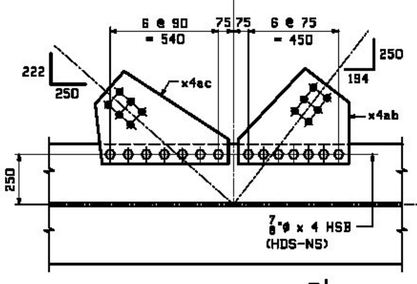

SECTION BA-BA

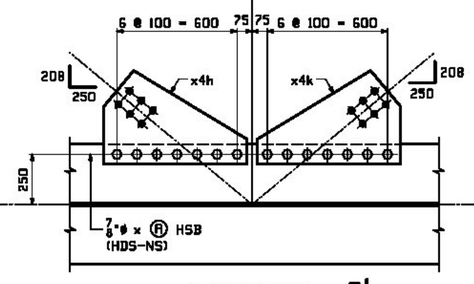

SECTION BB-BB
SECTION BC-BC

SECTION F

SECTION	1	Ⓐ
BB-BB	x4k	4
BC-BC	x4k	3 1/4

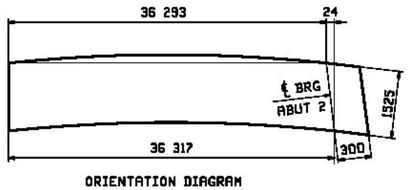

ORIENTATION DIAGRAM

ONE - GIRDER - 20G5E

FOR FIELD SPLICE DETAILS SEE DRAWING X1.
FOR GIRDER STANDARD DETAILS SEE DRAWING X3 & X4.
FOR CAMBER & FLANGE DIAGRAMS SEE DRAWING C4.
FOR GENERAL NOTES SEE DRAWING GN1.
T2 DENOTES MATERIAL SUBJECT TO CHARPY V-NOTCH TESTING.

NOTE A:
BEARING AREA TO RECEIVE FIELD WELDED SOLE PLATE. NO PAINT BOTTOM & EDGES OF BOTTOM FLANGE.

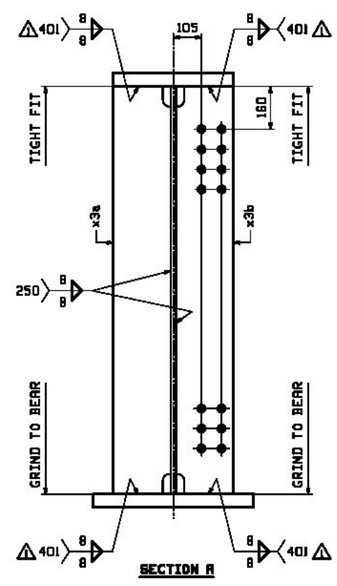

SECTION A

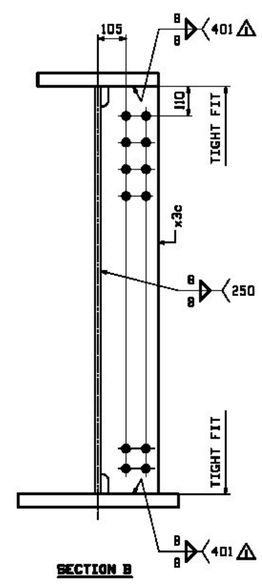

SECTION B

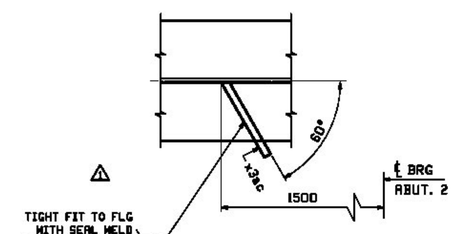

SECTION BD

FORM INFO PAGE	LINE	SHOP MARK	BILL OF MATERIAL QTY	MARK	MATERIAL	LENGTH m	LENGTH mm	REMARKS	WT	PROCUREMENT NOTES
		20G5E	1		GIRDER				20828 kg 45872 lbs	
2	A		1	wa	PL 20x1525	24	232	M270M-345WT2	9002 kg 19731 lbs	
2	C		1	wb	PL 20x1525	12	401	M270M-345WT2	9958 kg 21823 lbs	
2	J		1	ta	PL 50x450	9	780		1727 kg 3809 lbs	
2	Q		1	tb	PL 30x450	25	813		2948 kg 6264 lbs	
1	L		1	ba	PL 50x600	9	780	M270M-345WT2	2303 kg 5078 lbs	
1	N		1	bb	PL 35x600	25	837	M270M-345WT2	4424 kg 9753 lbs	
3	T		1	x3a	PL 25x215	1	525	MIE M270M-345WT2	84 kg 185 lbs	
3	T		1	x3b	PL 25x215	1	525	MIE M270M-345WT2	84 kg 185 lbs	
3	U		5	x3c	PL 13x215	1	525	M270M-345WT2	33 kg 74 lbs	
5	R		1	x3ac	PL 6x85	0	395		2 kg 3 lbs	
5	G		5	x4h	PL 13x715	0	467	(BENT)	34 kg 75 lbs	
5	G		5	x4k	PL 13x715	0	467	(BENT)	34 kg 75 lbs	
5	H		1	x4ab	PL 13x550	0	479	(BENT)	27 kg 59 lbs	
5	J		1	x4ac	PL 13x565	0	464	(BENT)	31 kg 69 lbs	
8	F		58		7/8 ø HSB	0	3 1/4	(RCT) F283M-3	.27 kg .61 lbs	
8	J		28		7/8 ø HSB	0	4	(RCT) F283M-3	.27 kg .61 lbs	
8	P		84		7/8 ø HHN			(RCT) F436 (GR-DH31)	.14 kg .31 lbs	
8	Q		84		7/8 ø HSN			F436M-3	.03 kg .07 lbs	

JOB NO. 521 | DRAWING NO. 20 | REV. 1

Agency of Transportation
x Approved — Rejected
— Furnish as Corrected — Revise & Resubmit
Douglas E Bonneau — 9/18/12
Douglas E Bonneau, P.E. — Date
Structures Project Manager

REV.	DATE	REMARKS	DWN	CHK	APVL	SHOP
1	12/18	APPROVAL COMMENTS	EEO	PCP		
0						

MATERIAL: M270M-345W UN | SURFACE PREP. & PAINT: SEE GN1 | HOLES: 15/16ø | SHOP BOLTS: AS NOTED

DESCRIPTION: GIRDER DETAIL - 20G5E

CASCO BAY STEEL STRUCTURES, INC.
1 WALLACE AVE. SOUTH PORTLAND, ME 04106
PHONE (207) 780-6722 FAX. (207) 780-6726

STRUCTURE: VT 100 OVER LAMOILLE RIVER
MORRISTOWN, VT LAMOILLE COUNTY
STP F 029-1 (2) C/1

DRAWN: CRK	DATE: 08/28		
CHKD: PCP	DATE: 9/17/12		
LOCATION: MORRISTOWN, VT	JOB NO. 521	DWG NO. 20	
PROJ NO. STP F 029-1(2)C/1		REV. 1	
CUSTOMER: WINTERSET, INC.			