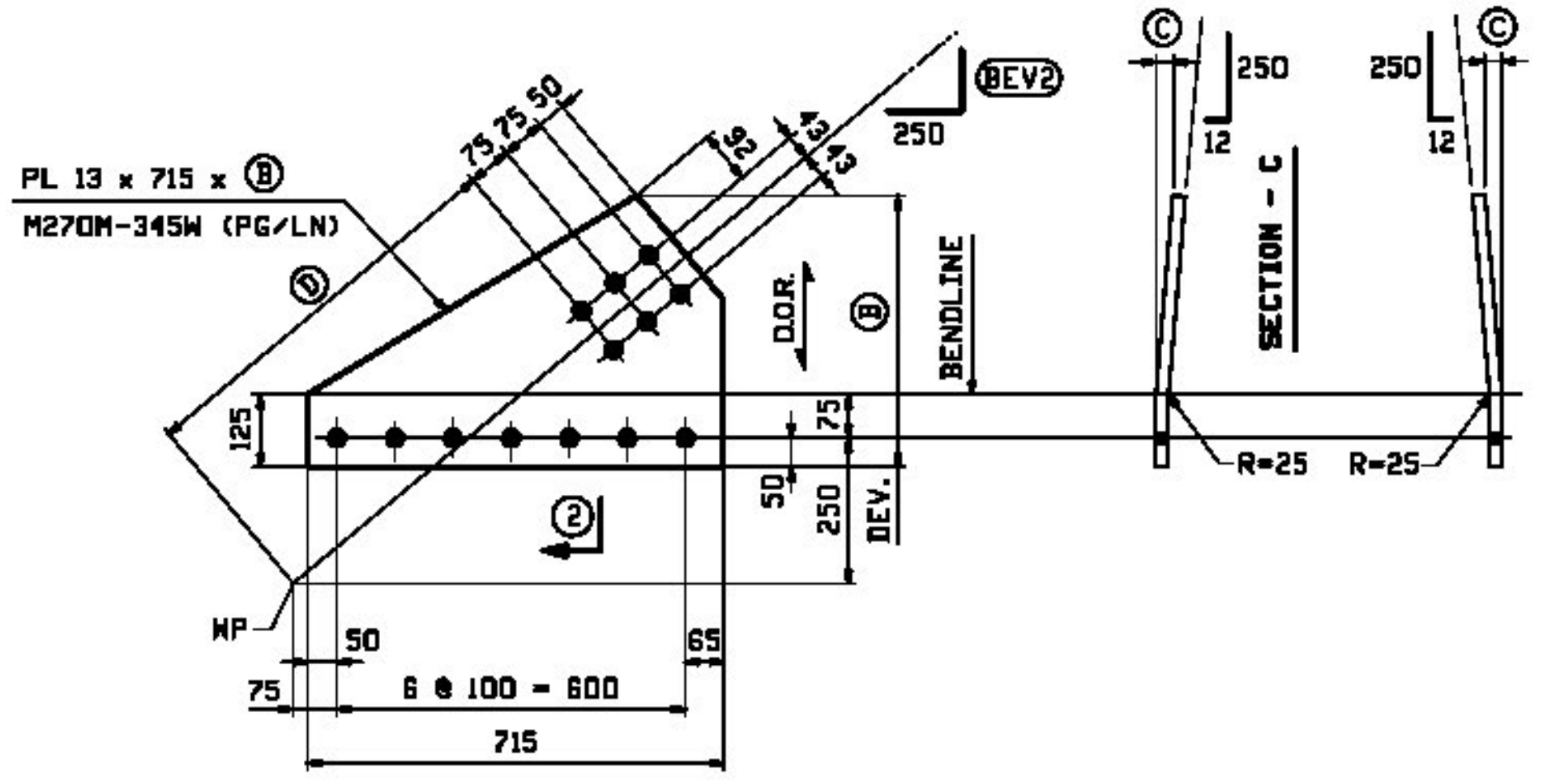


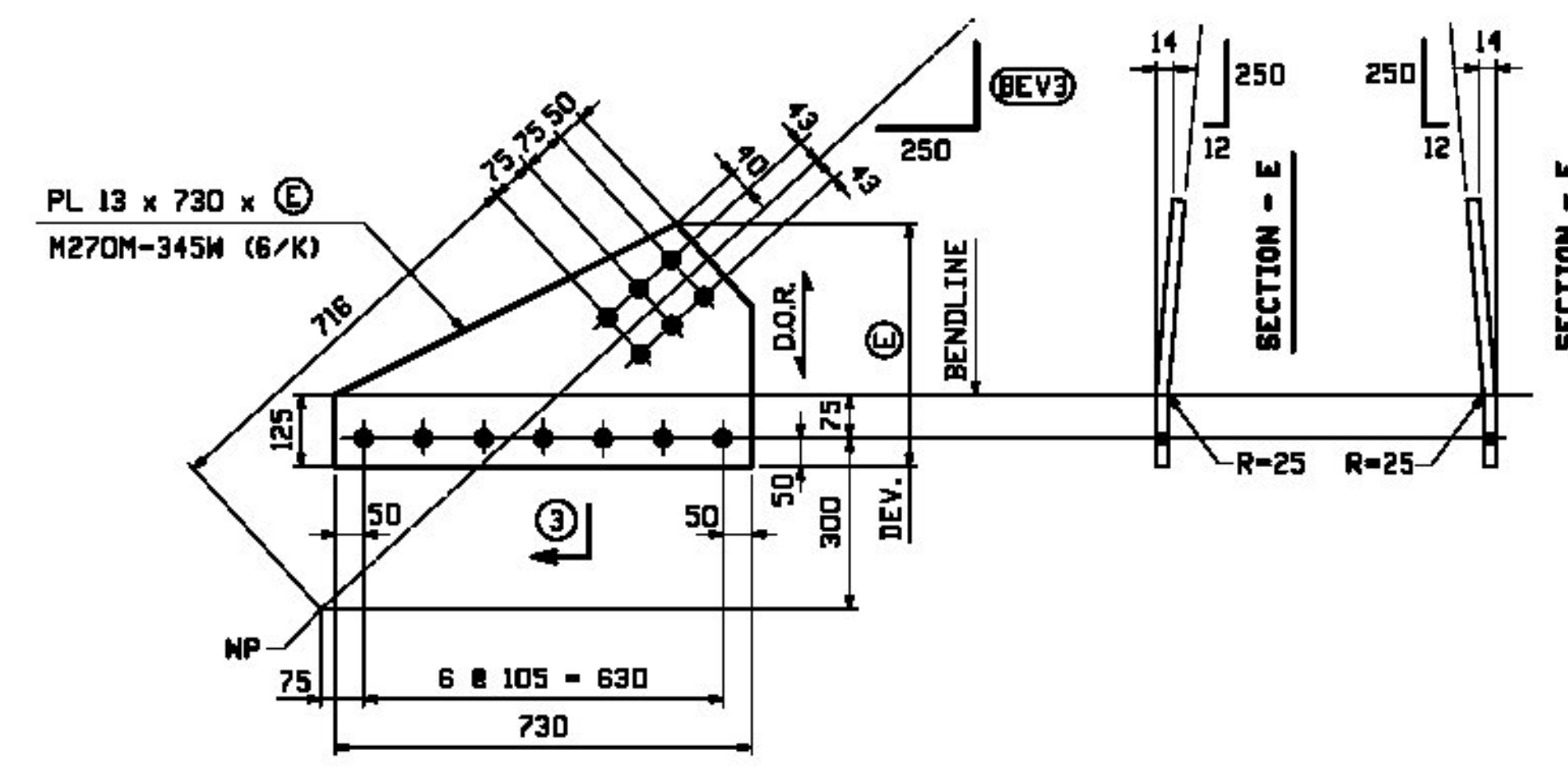
LAT GUSSET ~ MARK A

MARK A	QTY	(R)	(BEV1)	(1)	
x4a	1	470	210	A	L3A - ABUT. 1
x4b	1	470	210	B	L3A - ABUT. 1
x4c	1	467	208	A	L3A - ABUT. 2
x4d	1	467	208	B	L3A - ABUT. 2



LAT GUSSET ~ MARK B

MARK B	QTY	(B)	(C)	(1)	(BEV2)	(2)	PG/LN	
x4f	1	470	16	681	210	C	G/G	L3E
x4g	1	470	16	681	210	D	G/G	L3E
x4h	35	467	16	681	208	C	G/G	L3E
x4i	35	467	16	681	208	D	G/G	L3E
x4p	24	470	17	651	225	C	G/K	L3D & L3FS
x4q	24	470	17	651	225	D	G/K	L3D & L3FS



LAT GUSSET ~ MARK C

MARK C	QTY	(E)	(BEV3)	(3)	
x4t	2	420	222	E	L3C
x4w	2	420	222	F	L3C
x4u	22	424	225	E	L3C
x4y	22	424	225	F	L3C

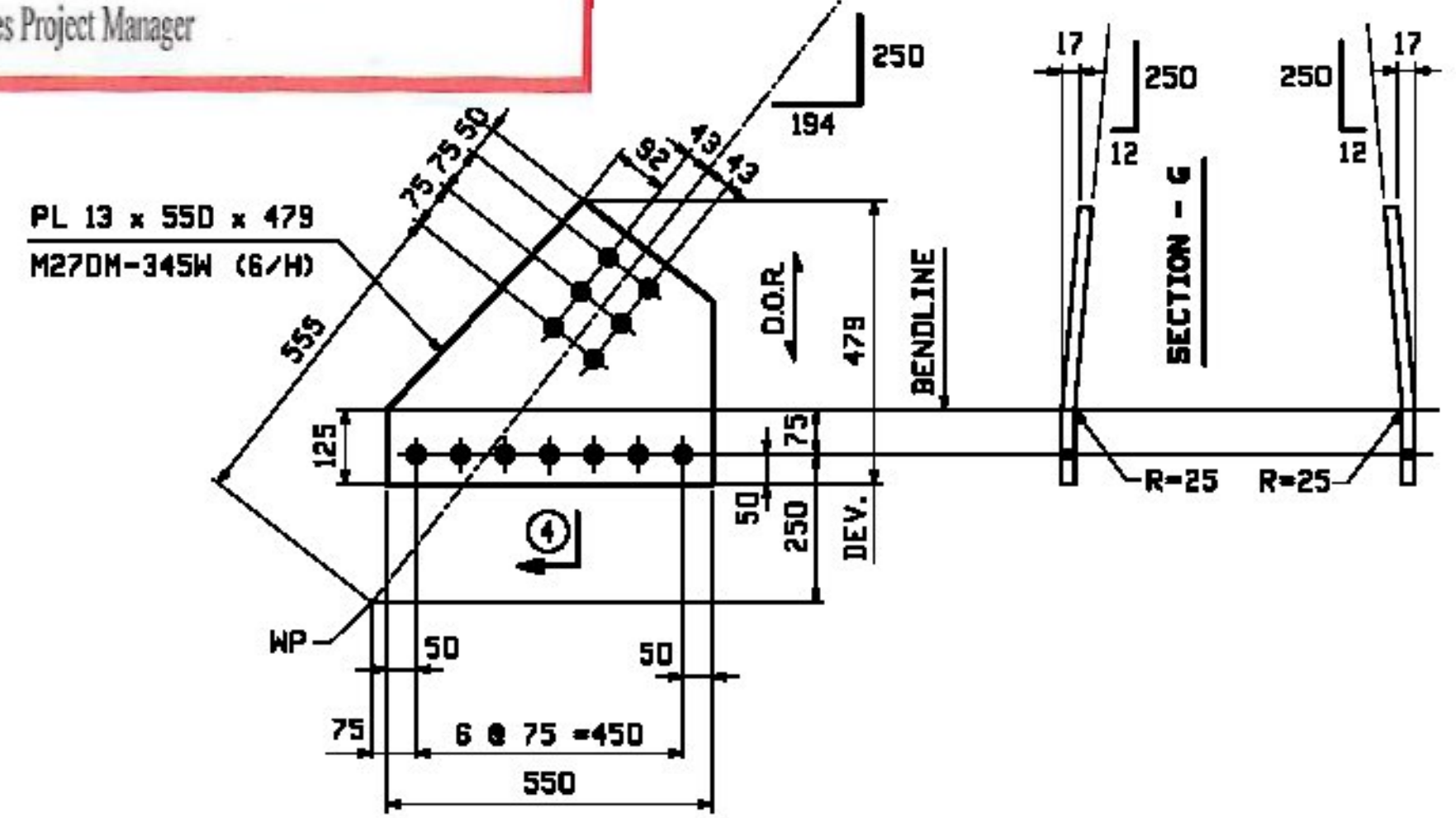
VERMONT
Agency of Transportation

X Approved
Furnish as Corrected

Douglas E. Bonneau
Douglas E. Bonneau, P.E.
Structures Project Manager

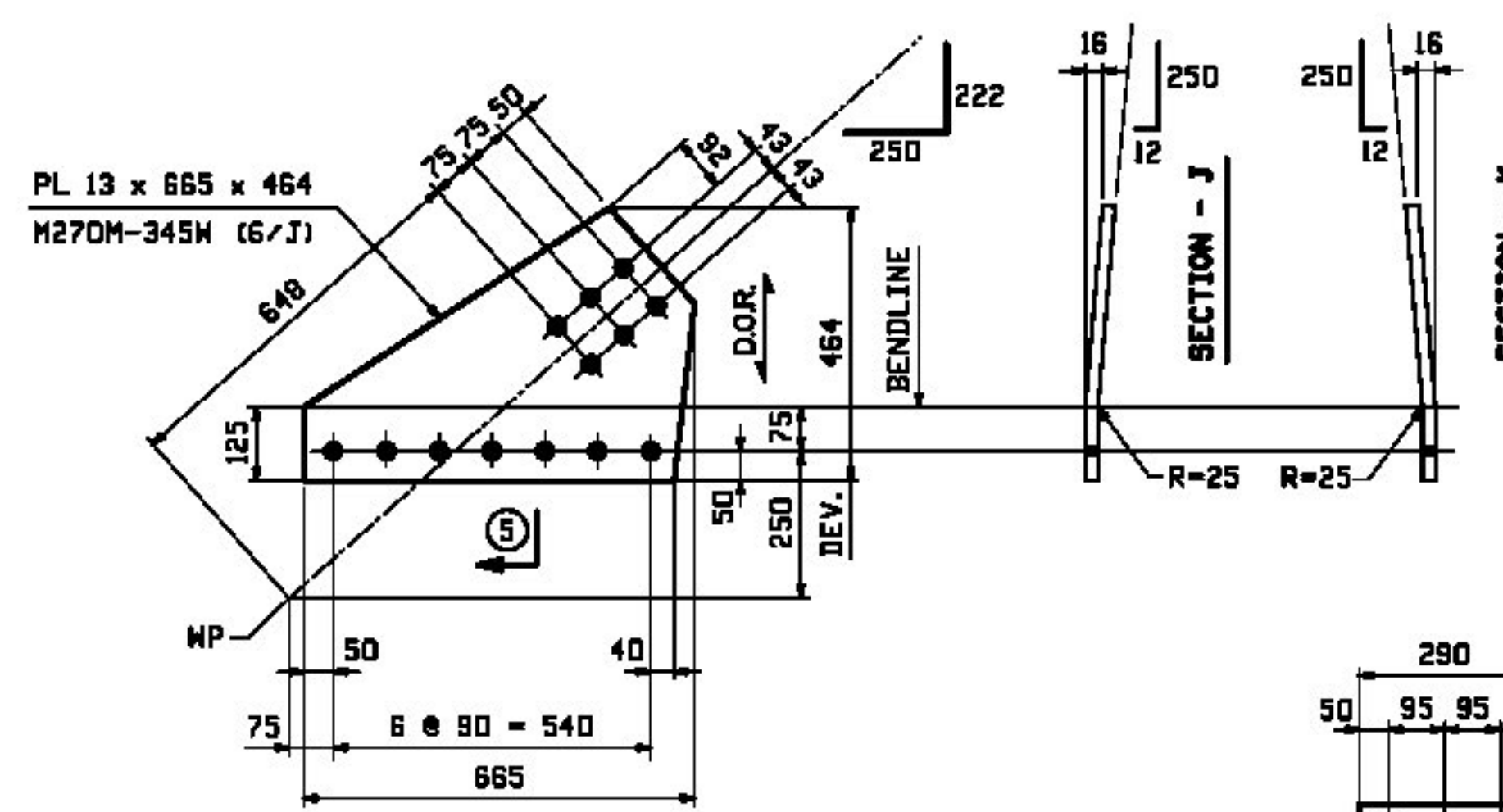
Rejected
Revise & Resubmit

12/10/12
Date



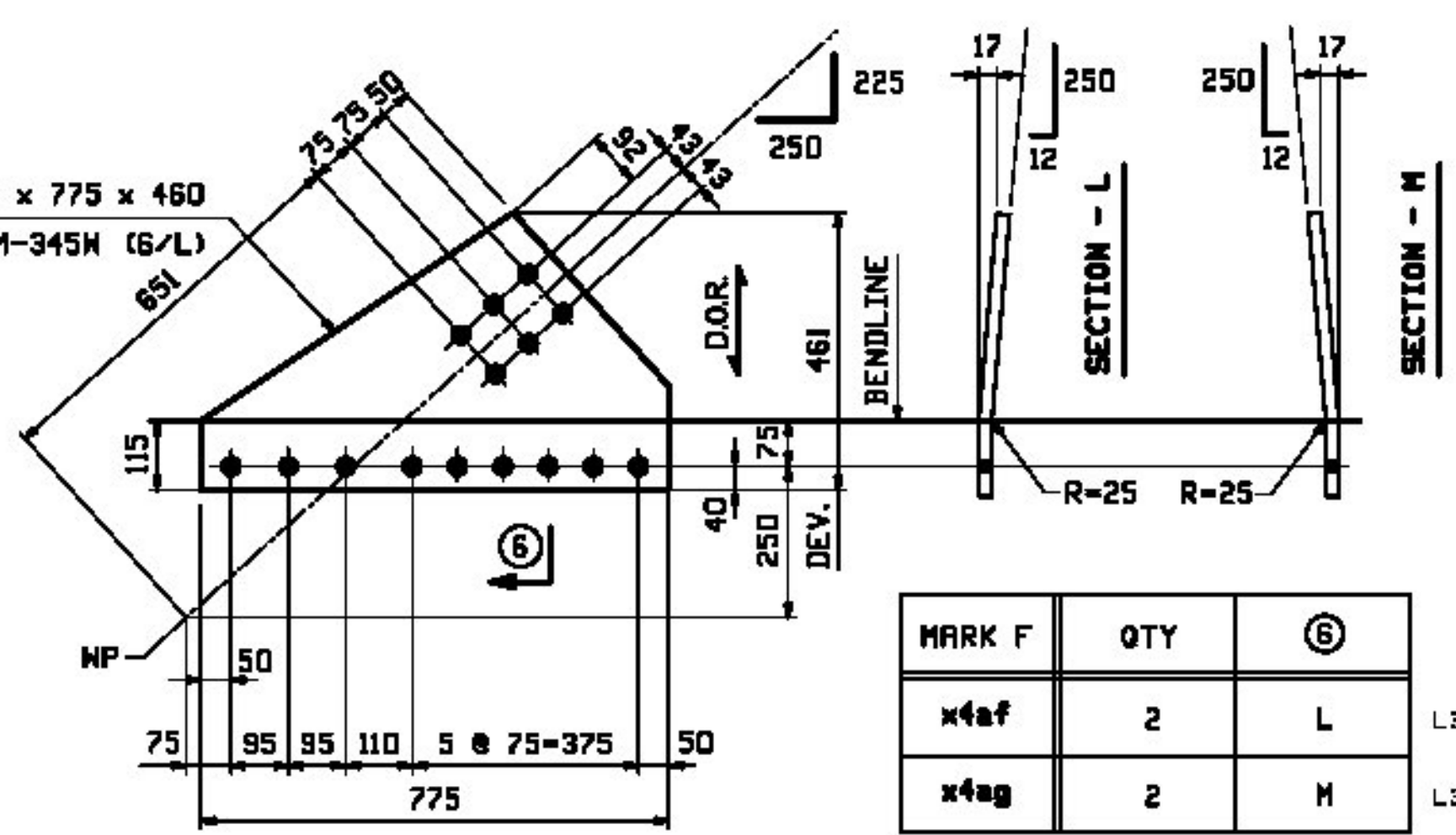
LAT GUSSET ~ MARK D

MARK D	QTY	(4)	
x4aa	4	G	L3B
x4ab	4	H	L3B



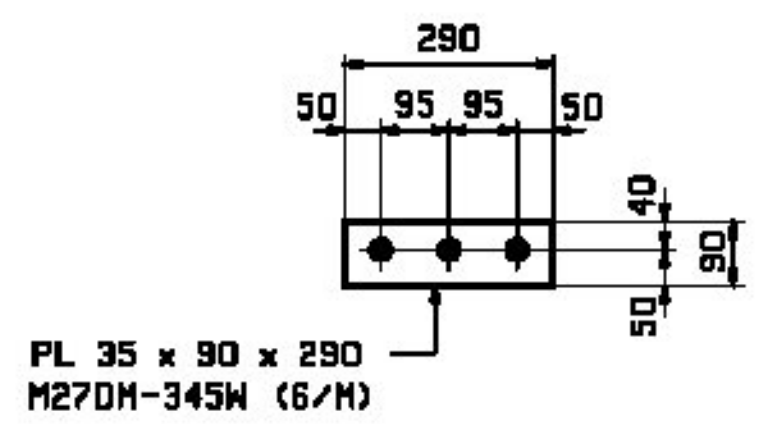
LAT GUSSET ~ MARK E

MARK E	QTY	(5)	
x4ac	2	J	L3B
x4ad	2	K	L3B



LAT GUSSET ~ MARK F

MARK F	QTY	(6)	
x4af	2	L	L3FS
x4ag	2	M	L3FS



4 ~ FILL PLATE ~ x4ah
L3FS

X Reviewed
Rejected

Furnish As Corrected
Revise and Resubmit

This review is only for general conformance with the design concept and the information given in the Construction Documents. Corrections or comments made on the shop drawings during the review do not relieve the Contractor from compliance with the requirements of the Plans and Specifications. Review of a specific item shall not include review of an assembly of which an item is a component. The Contractor is responsible for dimensions to be confirmed and corrected at the job site; information that pertains solely to the fabrication process or to the means, methods, techniques, sequences and procedures of construction; coordination of the Work with that of other trades and performing all Work in a safe and satisfactory manner.

Date: October 24, 2012
By: D. Kull

McFarland Johnson

NOTES:
1. FOR GENERAL NOTES SEE DRAWING GNI.

REV.	DATE	REMARKS	DWN	CHK	APVL	SHOP
AS NOTED		SURFACE PREP. & PRINT: SEE GNI				SHOP BOLTS: NONE
DESCRIPTION: GIRDER STANDARD DETAILS						
CASCO BAY STEEL STRUCTURES, INC. 1 WALLACE AVE. MORRISTOWN, VT 05760 PHONE (207) 780-6722 SOUTH PORTLAND, ME 04106 FAX: (207) 780-6726						
STRUCTURE: VT 100 OVER LAHOILLE RIVER MORRISTOWN, VT LAHOILLE COUNTY STP F 029-1 (2) C/1			DRAWN: CRK CHKD: PCP		DATE: 08/21 DATE: 9/17/12	
LOCATION: MORRISTOWN, VT			JOB NO. 521		DWG NO. X4	
PROJ NO. STP F 029-112C/1			CUSTOMER: MINTERSET, INC.		REV. 1	