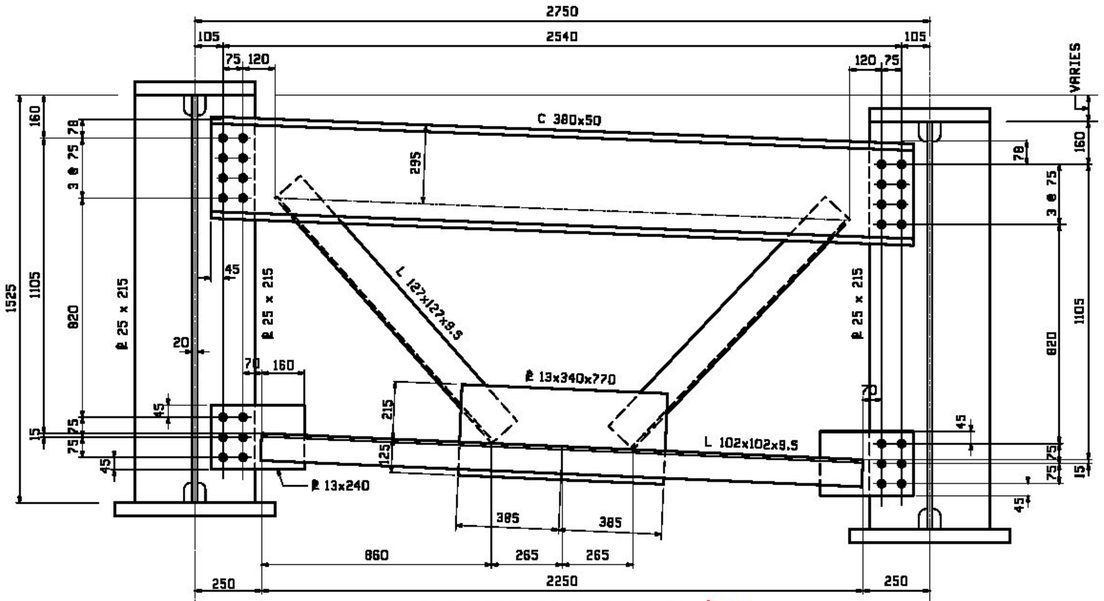

END DIAPHRAGM TYPE D1

A325 -TYPE 1 GALV BOLTS

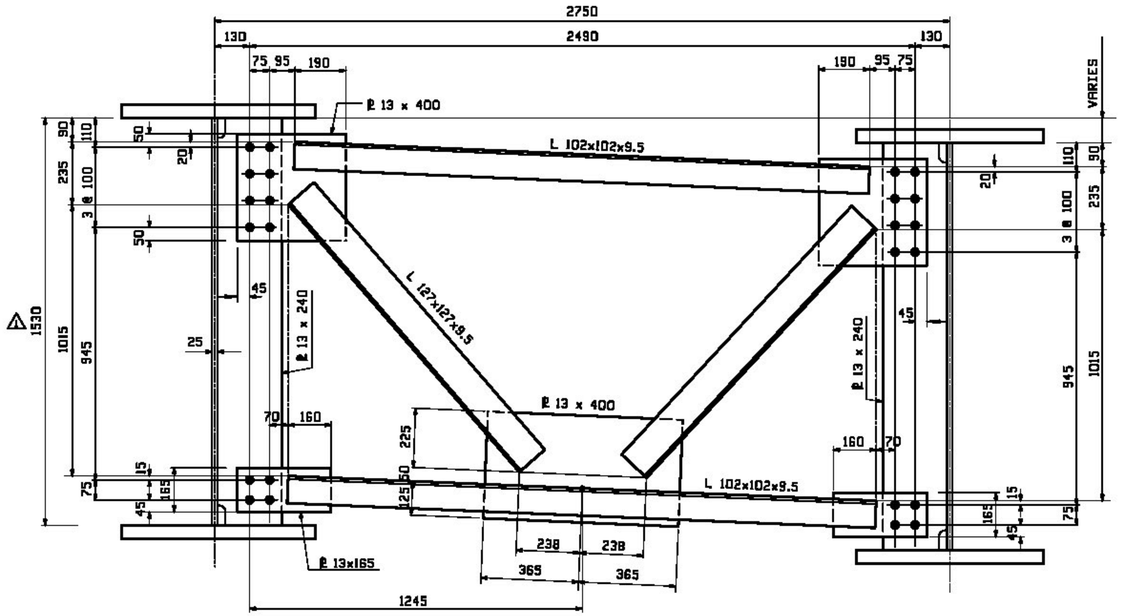

INT DIAPHRAGM TYPE D3

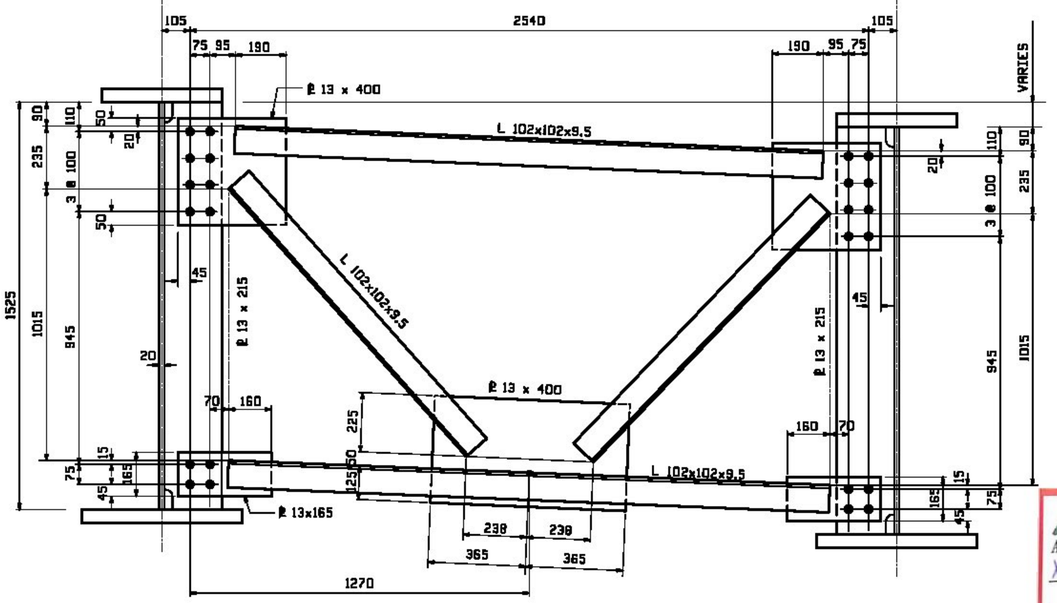

INT DIAPHRAGM TYPE D2

NOTE

THE PURPOSE OF THIS DRAWING IS TO COORDINATE GEOMETRIC CONTROL INFORMATION AND CONNECTION SPACING. THIS DWG IS SUBMITTED FOR INFORMATION ONLY & IS NOT INTENDED FOR SHOP FABRICATION. DETAIL DWGS WILL SHOW ALL WELDING AND DIMENSIONS REQ'D FOR FABRICATION.

REV.	DATE	REMARKS	DWN	CHK	APVL	SHOP
1	8/10/12	REV'D DEPTH OF INT. DIAPHRAGM TYPE D3	EEO	PCP		
0						

MATERIAL: M270-GR 345W

SURFACE PREP. & PAINT:

HOLES: 15/16 DIA

BOLTS: (UNO) 7/8 A325-TYPE 3

DESCRIPTION: TYPICAL LAYOUTS

CASCO BAY STEEL STRUCTURES, INC.
1 WALLACE AVE. PHONE (207) 780-6722
SOUTH PORTLAND, ME 04106 FAX. (207) 780-6726

TEMBOR INC

STRUCTURE: VT 100 OVER LAMOILLE RIVER
MORRISTOWN, VT LAMOILLE COUNTY
STP F 029-1 (2) C/1

DRAWN: WJG DATE: 07/28
CHKD: SOB DATE: 08/03

LOCATION: MORRISTOWN, VT
PROJ NO. STP F 029-1(2)C/1
CUSTOMER: WINTERSET, INC.

JOB NO. 521
DWG NO. TD1
REV. 1

VERMONT Agency of Transportation
X Approved
Furnish as Corrected
Rejected
Revise & Resubmit
Douglas E. Bonneau
Douglas E Bonneau, P.E.
Structures Project Manager
12/10/12
Date

X Reviewed
Rejected
Furnish As Corrected
Revise and Resubmit

This review is only for general conformance with the design concept and the information given in the Construction Documents. Corrections or comments made on the shop drawings during the review do not relieve the Contractor from compliance with the requirements of the Plans and Specifications. Review of a specific item shall not include review of an assembly of which an item is a component. The Contractor is responsible for dimensions to be confirmed and corrected at the job site; information that pertains solely to the fabrication process or to the means, methods, techniques, sequences and procedures of construction, coordination of the Work with that of other trades and performing all Work in a safe and satisfactory manner.

Date October 24, 2012

McFarland Johnson

By D. Hull