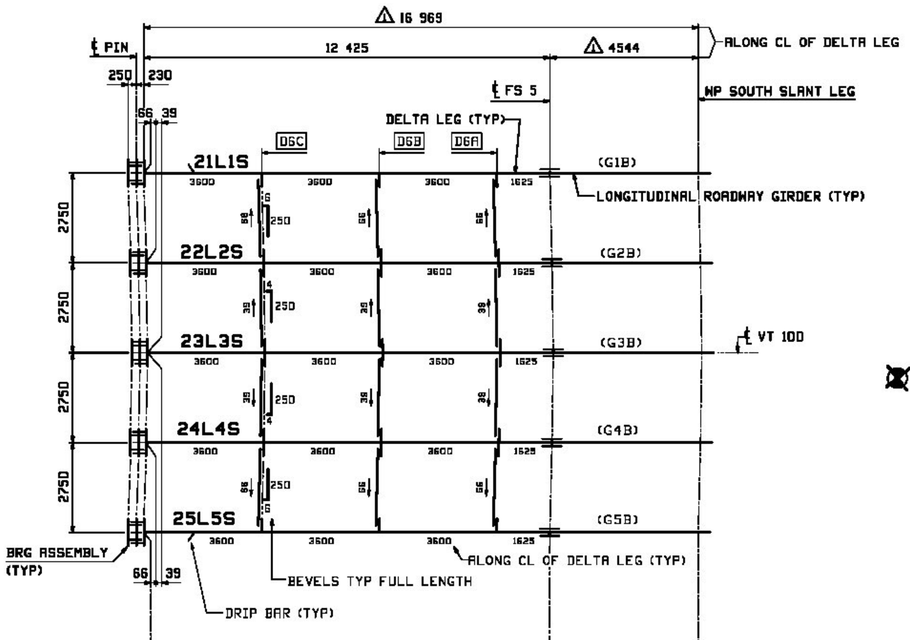

CALCULATION PLAN - SOUTH DELTA LEG

PLAN VIEW IS SHOWN NORMAL TO CL OF DELTA LEG

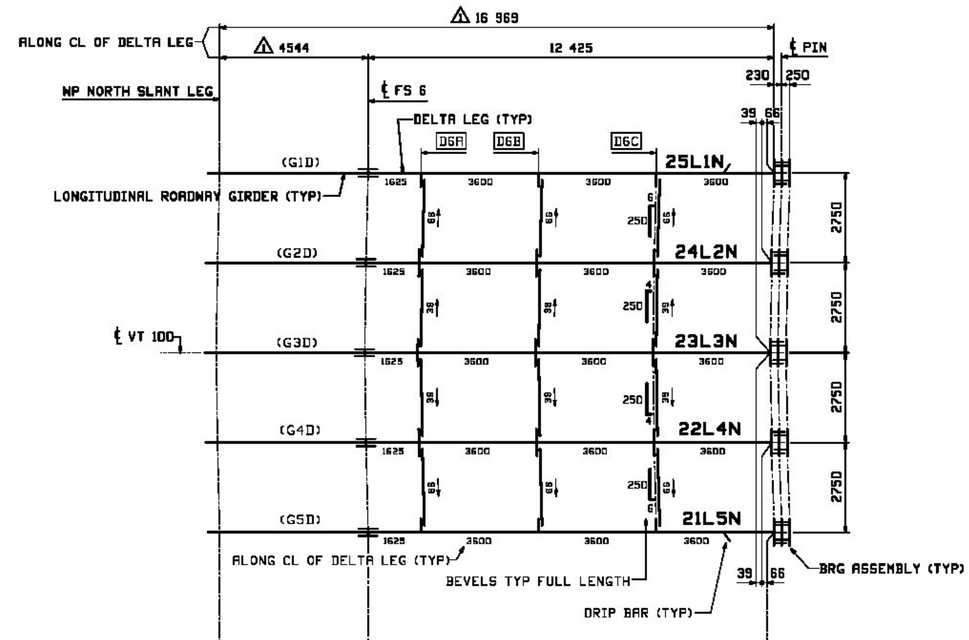

CALCULATION PLAN - NORTH DELTA LEG

PLAN VIEW IS SHOWN NORMAL TO CL OF DELTA LEG

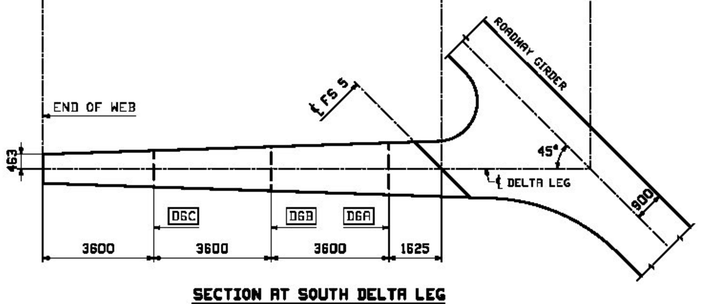

SECTION AT SOUTH DELTA LEG

SEE DRAWING WSF1 FOR ADD'L INFO

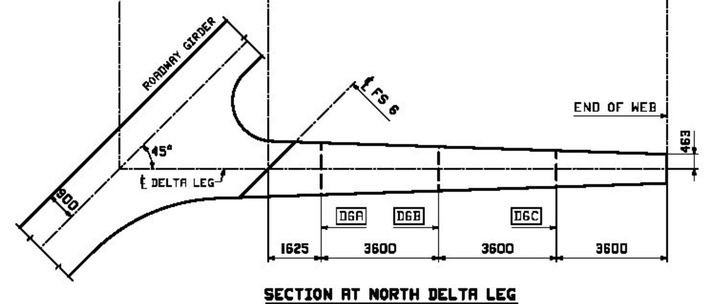

SECTION AT NORTH DELTA LEG

SEE DRAWING WSF3 FOR ADD'L INFO

VERMONT
Agency of Transportation

X Approved
___ Rejected
___ Furnish as Corrected
___ Revise & Resubmit

Douglas E. Bonneau 12/10/12

Douglas E Bonneau, P.E. — Date
Structures Project Manager

X Reviewed
___ Rejected
___ Furnish As Corrected
___ Revise and Resubmit

This review is only for general conformance with the design concept and the information given in the Construction Documents. Corrections or comments made on the shop drawings during the review do not relieve the Contractor from compliance with the requirements of the Plans and Specifications. Review of a specific item shall not include review of an assembly of which an item is a component. The Contractor is responsible for dimensions to be confirmed and corrected at the job site; information that pertains solely to the fabrication process or to the means, methods, techniques, sequences and procedures of construction; coordination of the Work with that of other trades and performing all Work in a safe and satisfactory manner.

Date October 24, 2012

McFarland Johnson

By D. Kull

⚠ WORK THIS SHEET WITH SHEETS WS1 - WS3, WS5 & WS6

REV.	DATE	REMARKS	DWN	CHK	APVL	SHOP
1	8/18/12	REV'D DIMENSIONS	EEO	PCP		
0						

MATERIAL: | SURFACE PREP. & PAINT: | HOLES: | SHOP BOLTS:

DESCRIPTION: CALCULATION PLAN - DELTA LEGS

CASCO BAY STEEL STRUCTURES, INC.
1 WALLACE AVE. PHONE (207) 780-6722
SOUTH PORTLAND, ME 04106 FAX. (207) 780-6726

TEMBOR 3D/PC

STRUCTURE:	VT 100 OVER LAMOILLE RIVER MORRISTOWN, VT LAMOILLE COUNTY STP F 029-1 (2) C/1	DRAWN: JTB	DATE: 08/15
		CHKD: SOB	DATE: 08/27
LOCATION:	MORRISTOWN, VT	JOB NO.	DWG NO.
PROJ NO.	STP F 029-1(2)C/1	521	WS4
CUSTOMER:	WINTERSET, INC.		REV. 1