Metric

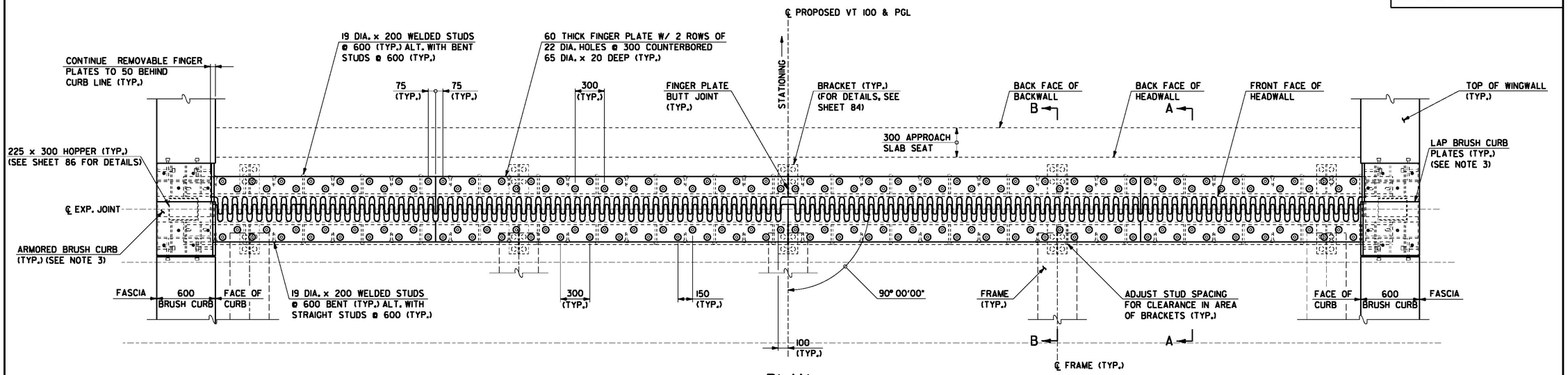

PLAN

SCALE: 1:20

(ABUTMENT NO. 2 SHOWN, ABUTMENT NO. 1 SIMILAR)

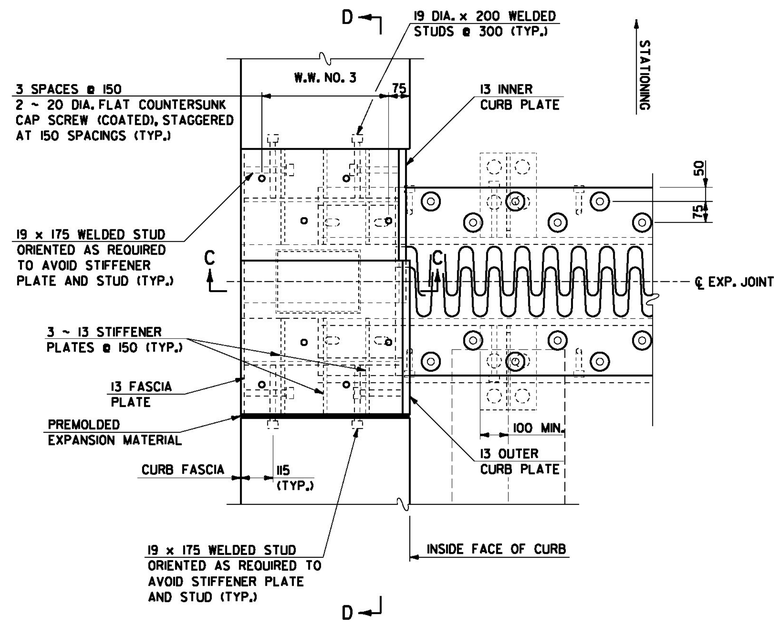

ARMORED BRUSH CURB PLAN DETAIL

SCALE: 1:10

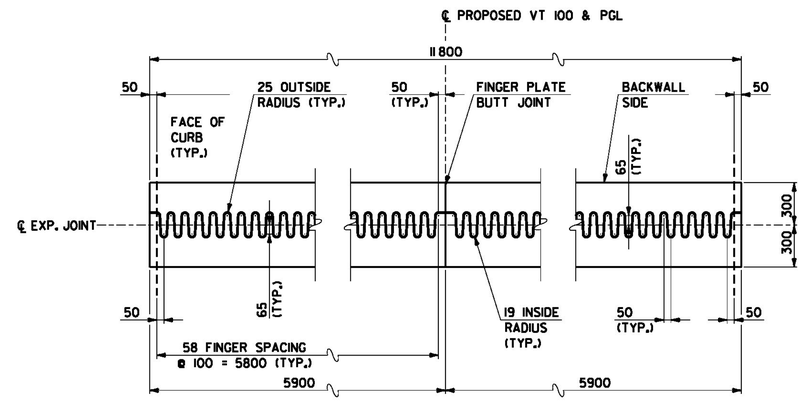

CUTTING DETAIL

SCALE: 1:20

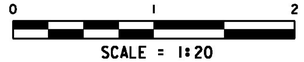

SCALE = 1:20

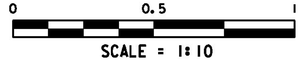

SCALE = 1:10

NOTES

1. FOR ADDITIONAL EXPANSION JOINT NOTES, SEE SHEET 4.
2. FINGER PLATES IN ROADWAY ARE REMOVABLE TO ALLOW FOR CLEANING AND/OR REPLACEMENT OF FABRIC TROUGH.
3. LAP BRUSH CURB PLATES IN DIRECTION OF TRAFFIC.
4. FOR SECTIONS A-A, B-B, C-C AND D-D, SEE SHEETS 84 AND 85.
5. FOR TEMPERATURE ADJUSTMENT TABLE, SEE SHEET 84.

NOTE: ALL DIMENSIONS IN MILLIMETERS (mm) EXCEPT WHERE NOTED.

McFarland Johnson

PROJECT NAME: MORRISTOWN	
PROJECT NUMBER: STP F 029-1(2)C/1	
FILE NAME: z10b194a11.dgn	PLOT DATE: 29-MAR-2012
PROJECT LEADER: DMB	DRAWN BY: P. Dustin
DESIGNED BY: S. Della	CHECKED BY: R. Joy
FINGER JOINT DETAILS - 1	SHEET 83 OF 123