Metric

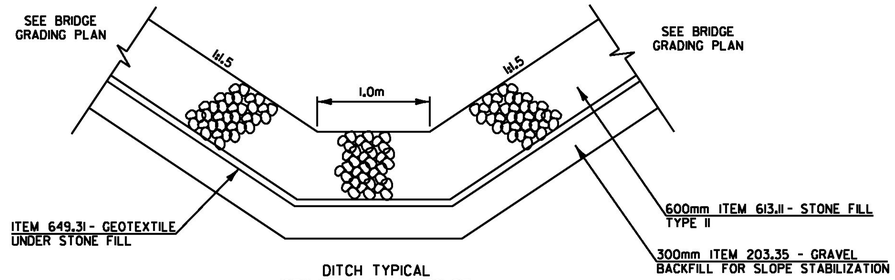

DITCH TYPICAL
STA 7+915 TO 7+939, RT
NOT TO SCALE

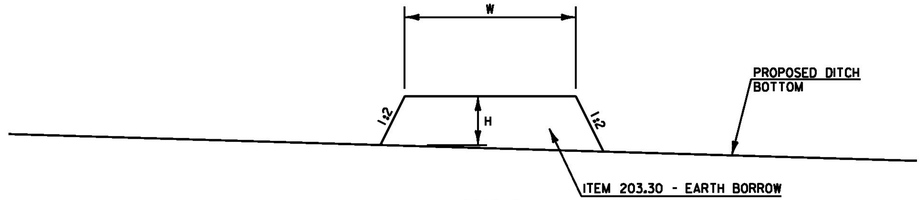

PROFILE

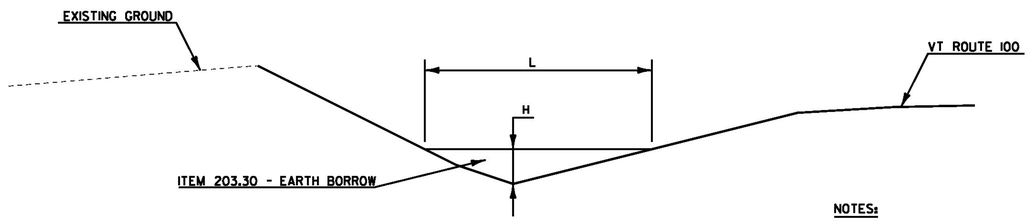

CROSS SECTION

DITCH BERM DETAIL
NOT TO SCALE

NOTES:

1. SEE BRIDGE GRADING PLANS FOR BACKSLOPE OF BERM AT STA. 7+908 LT.

2. SEE TABLE ON LAYOUT SHEETS FOR "W", "L", AND "H" DIMENSIONS.

PROJECT NAME: MORRISTOWN	
PROJECT NUMBER: STP F 029-1(2)C/1	
FILE NAME: z10b194det3.dgn	PLOT DATE: 29-MAR-2012
PROJECT LEADER: DMB	DRAWN BY: MAL
DESIGNED BY: BRC	CHECKED BY: DMB
MISCELLANEOUS DETAILS	SHEET 55 OF 123

McFarland Johnson