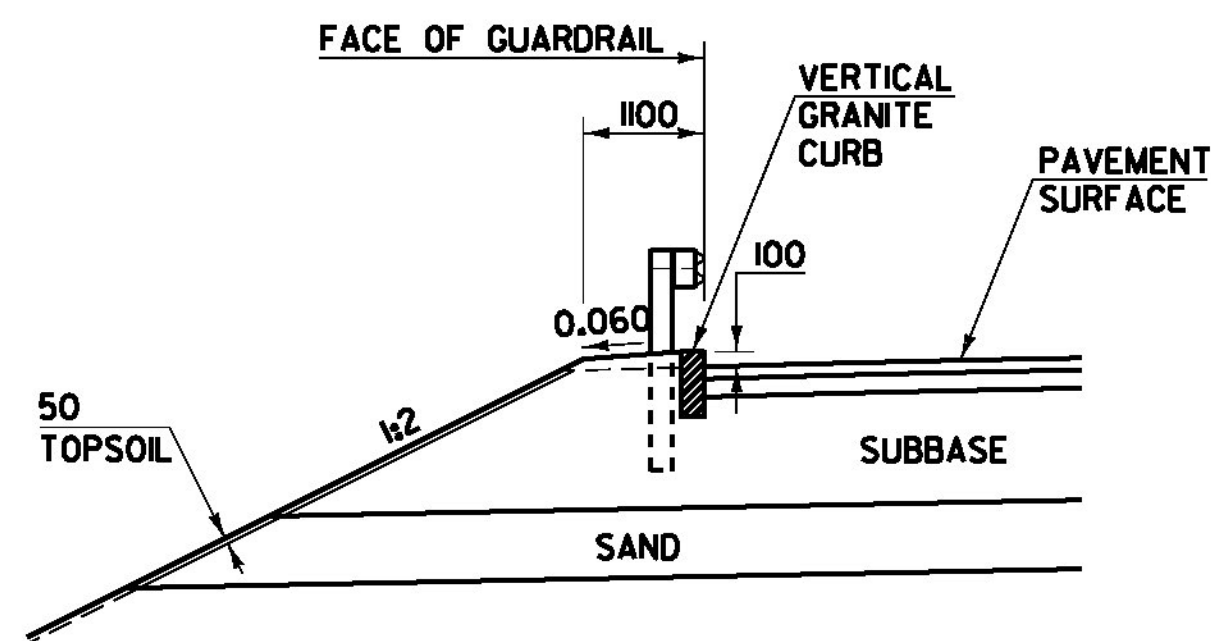


PROPOSED VT 100: 110 BITUMINOUS CONCRETE PAVEMENT (40 TYPE 111S, OVER 70 TYPE 11S) (TWO LIFTS)  
 95 BITUMINOUS CONCRETE PAVEMENT, (95 TYPE 1S)  
 600 SUBBASE OF DENSE GRADED CRUSHED STONE  
 450 SAND BORROW

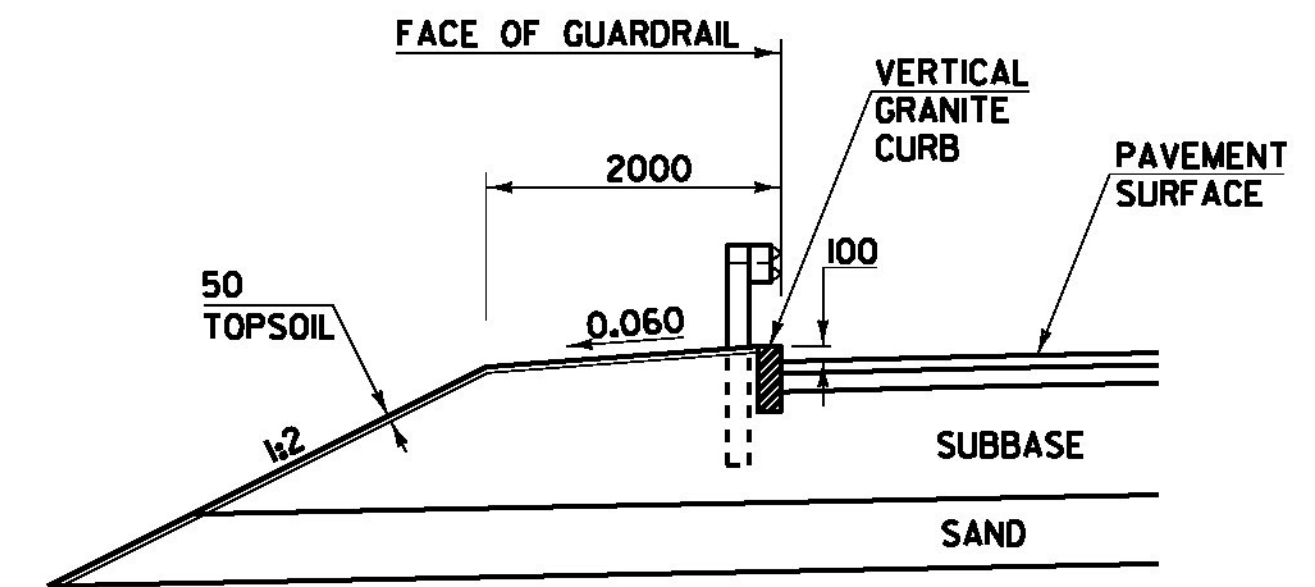
SHOULDERS: 110 BITUMINOUS CONCRETE PAVEMENT (40 TYPE 111S, OVER 70 TYPE 11S) (TWO LIFTS)  
 600 SUBBASE OF DENSE GRADED CRUSHED STONE  
 450 SAND BORROW  
 (AS INDICATED ON PLANS OR BY THE ENGINEER)

SELECT MATERIALS AND PAVEMENT SHOWN FOR REFERENCE ONLY. NO SELECT MATERIALS OR PAVEMENT WILL BE PLACED FOR THIS CONTRACT, OTHER THAN ON BRIDGE DECK AS NOTED ON THE TYPICAL BRIDGE SECTION ON SHEET 7. SEE PROFILES, DETAILS, AND CROSS SECTIONS FOR LIMITS OF CONSTRUCTION. TYPICAL SECTION REFLECTS ULTIMATE CONSTRUCTION BY OTHERS.

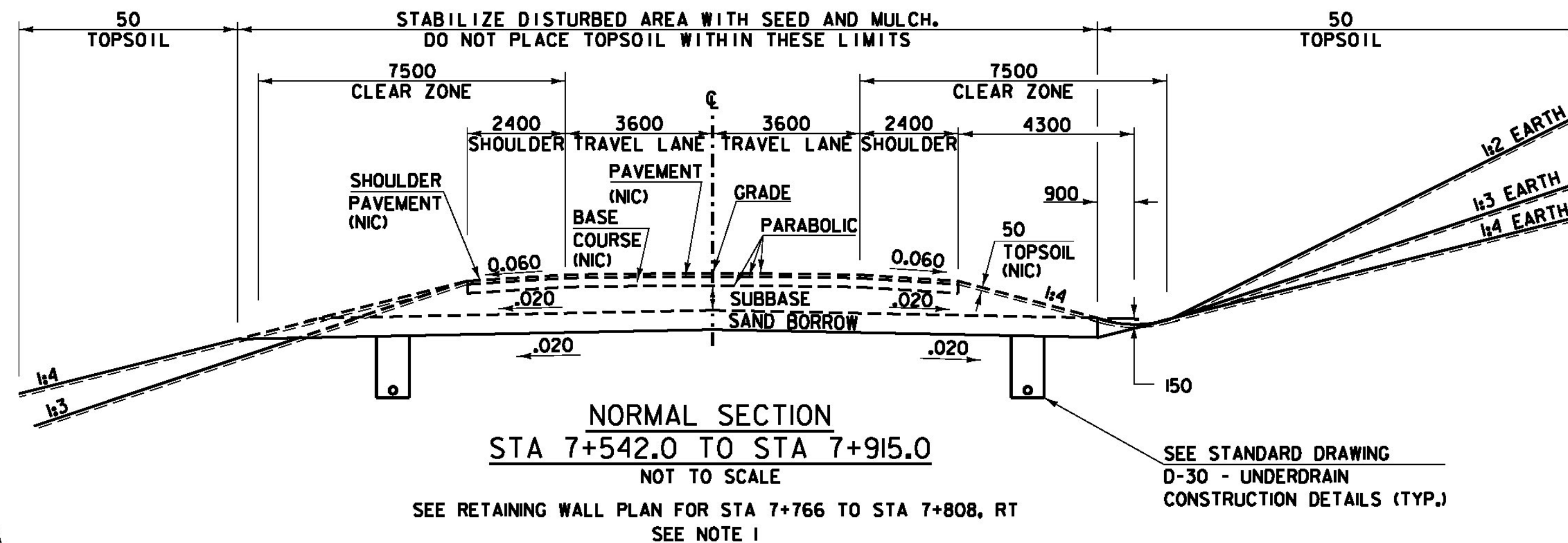
AREA BELOW FUTURE SELECT MATERIAL SHALL BE STABILIZED WITH ITEM 65J17 - SEED, WINTER RYE APPLIED AT A RATE OF 68 KG/HA.



GUARDRAIL DETAIL WITH VERTICAL GRANITE CURB  
 STA 8+100 TO STA 8+200  
 NOT TO SCALE (NIC)

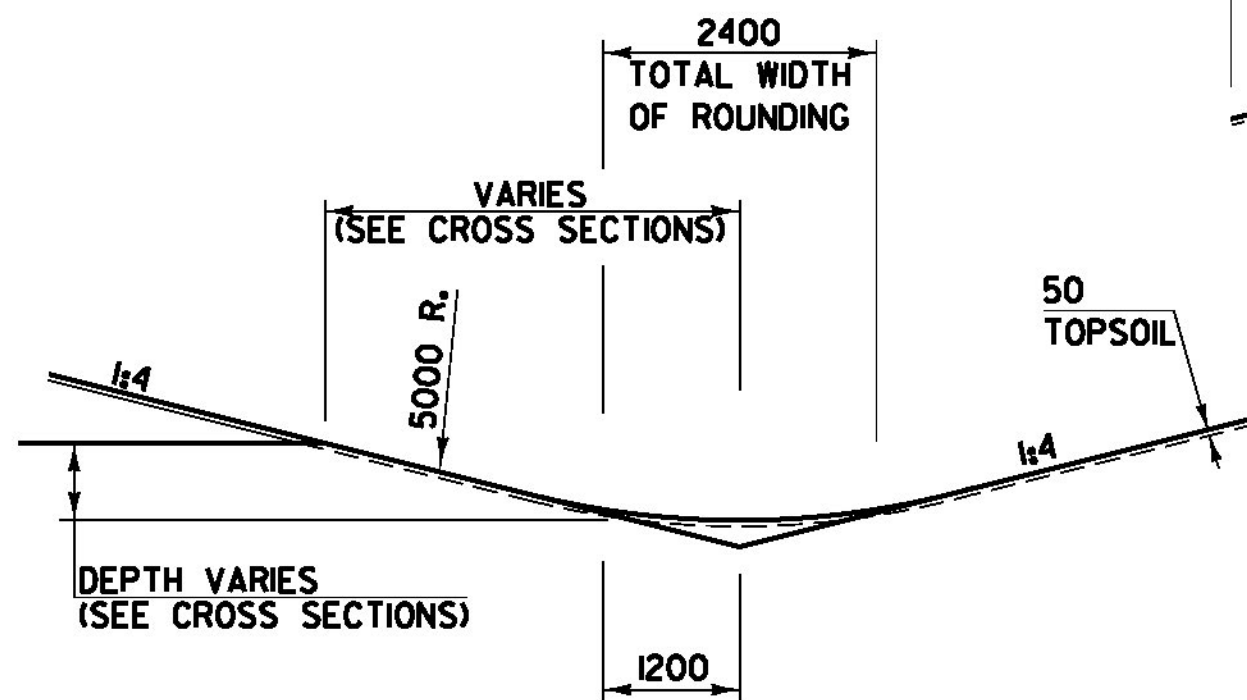


PLANTING SHELF DETAIL IN GUARDRAIL SECTION  
 STA 8+220 TO STA 8+260, LT & RT  
 STA 8+260 TO STA 8+340, RT  
 NOT TO SCALE (NIC)

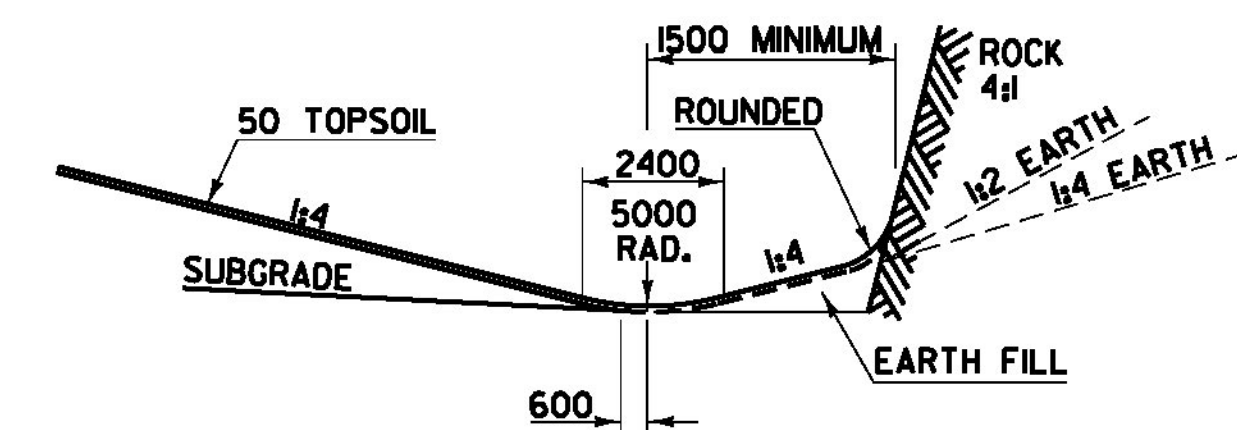


NORMAL SECTION  
 STA 7+542.0 TO STA 7+915.0  
 NOT TO SCALE

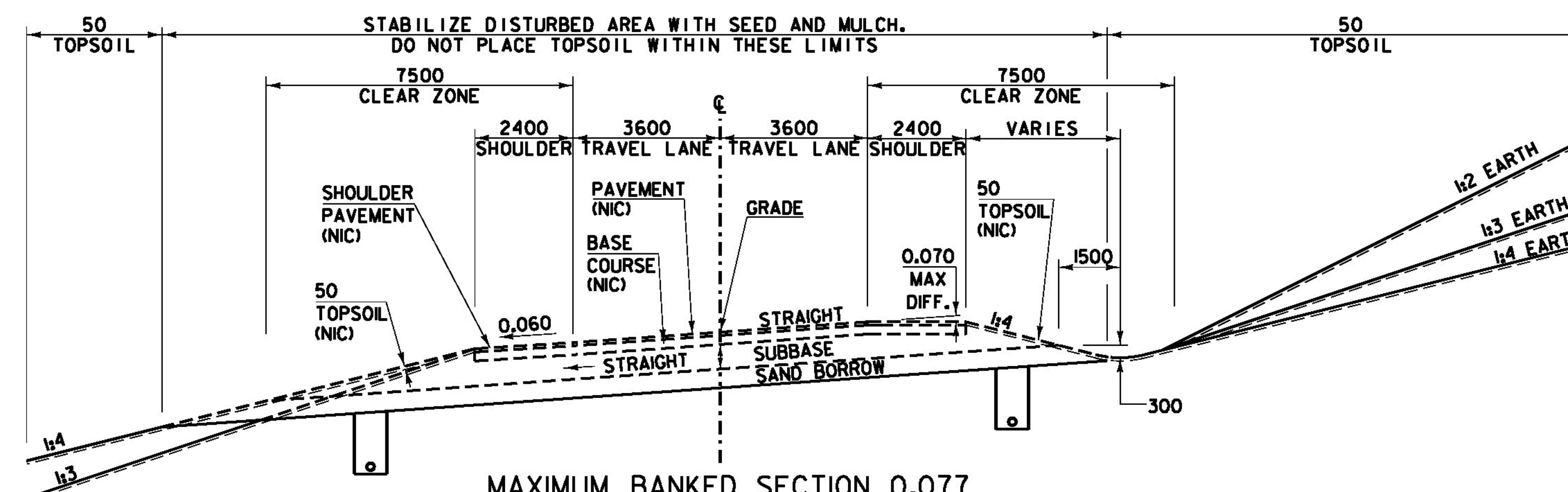
SEE STANDARD DRAWING D-30 - UNDERDRAIN CONSTRUCTION DETAILS (TYP.)  
 SEE RETAINING WALL PLAN FOR STA 7+766 TO STA 7+808, RT  
 SEE NOTE 1



TYPICAL DITCH DETAILS  
 NOT TO SCALE

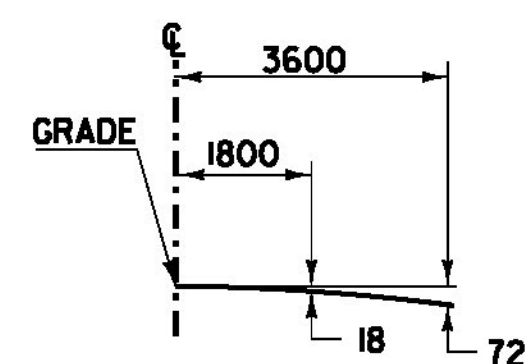


DETAILS OF DITCH AND BACKSLOPE FOR LOW SIDE 4.0% BANK OR MORE.  
 NOT TO SCALE

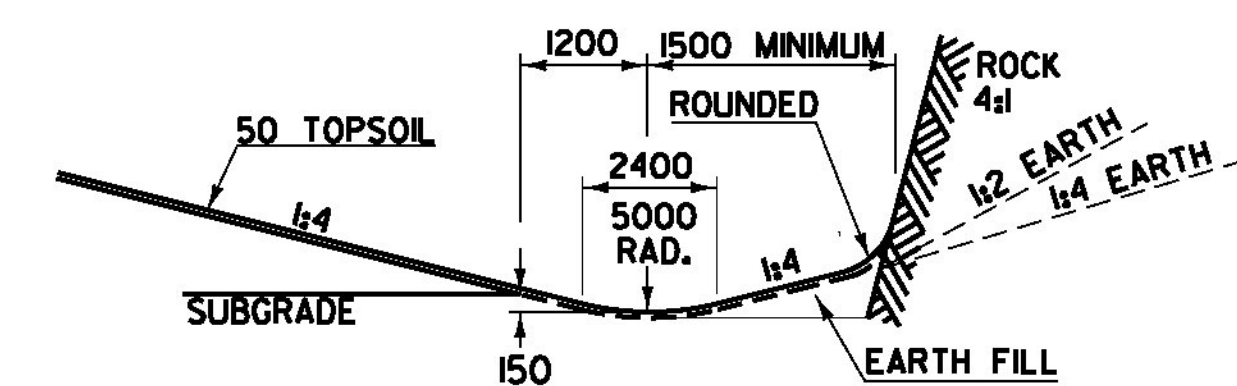


MAXIMUM BANKED SECTION 0.077  
 STA 8+081.2 TO STA 8+361  
 NOT TO SCALE

SEE CROSS SECTIONS FOR LIMITS OF DRILLING AND BLASTING OF SOLID ROCK.  
 SEE NOTE 1



PARABOLIC DETAIL  
 NOT TO SCALE



DETAILS OF DITCH AND BACKSLOPE FOR LOW SIDE OF BANK LESS THAN 4.0%.  
 NOT TO SCALE

LEGEND

- DASHED LINES INDICATE WORK NOT INCLUDED IN THIS CONTRACT
- SOLID LINES REPRESENT WORK INCLUDED IN THIS CONTRACT UNLESS OTHERWISE NOTED

NOTES

1. SEE DETAIL ON SHEET 6 FOR LIMITS OF SUBBASE COURSE CONSTRUCTION AS PART OF THIS PROJECT.
2. WORK NOT INCLUDED IN THIS CONTRACT IS LABELED (NIC).

NOTE: ALL DIMENSIONS IN MILLIMETERS (mm) EXCEPT WHERE NOTED.

PROJECT NAME: MORRISTOWN  
 PROJECT NUMBER: STP F 029-1(2)C/1

FILE NAME: z10b194typ1.dgn  
 PROJECT LEADER: DMB  
 DESIGNED BY: BRC  
 TYPICAL SECTIONS - 1

PLOT DATE: 29-MAR-2012  
 DRAWN BY: MAL  
 CHECKED BY: DMB  
 SHEET 5 OF 123