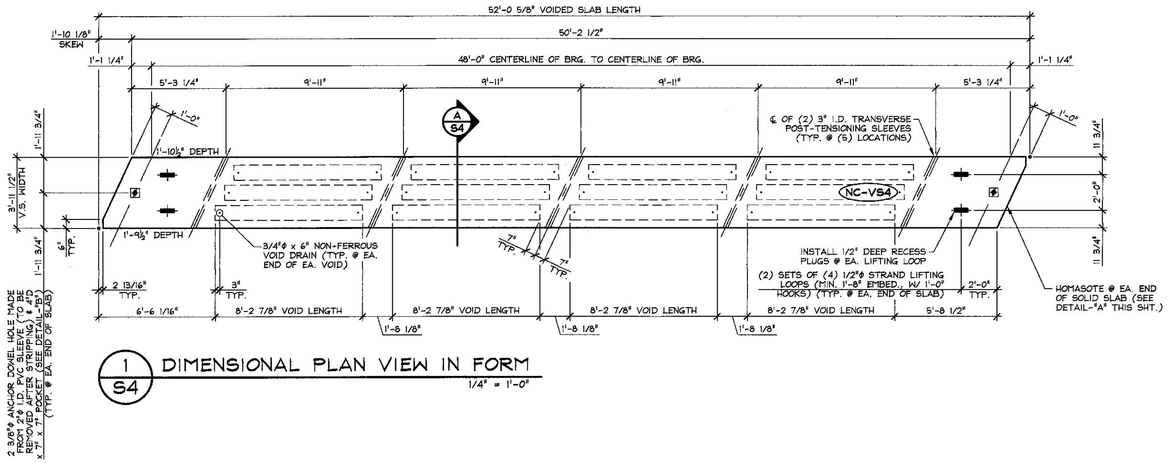

1/S4 DIMENSIONAL PLAN VIEW IN FORM

1/4" = 1'-0"

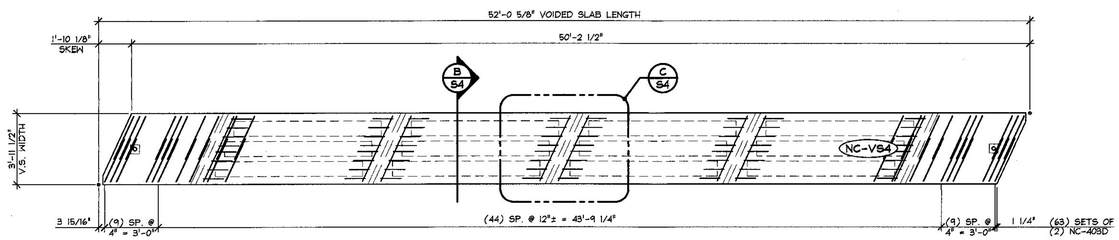

2/S4 REINFORCING PLAN VIEW IN FORM

1/4" = 1'-0"

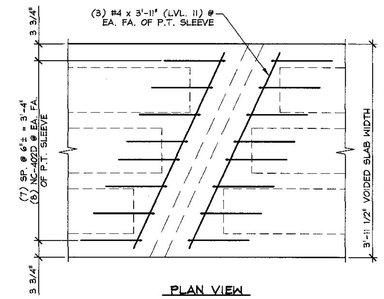

PLAN VIEW

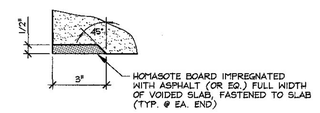

DETAIL - "A"

3" = 1'-0"

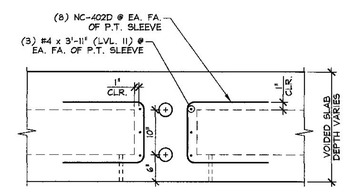

SECTION VIEW

C/S4 DIAPHRAGM REINF. DETAILS

3/4" = 1'-0"

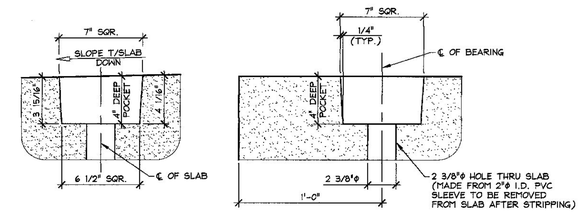

POCKET ELEVATION

SECTION @ BEAM ℄

DETAIL - "B"

2" = 1'-0"

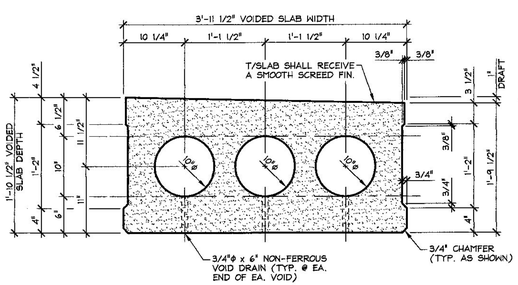

A/S4 DIMENSIONAL SECTION

1" = 1'-0"

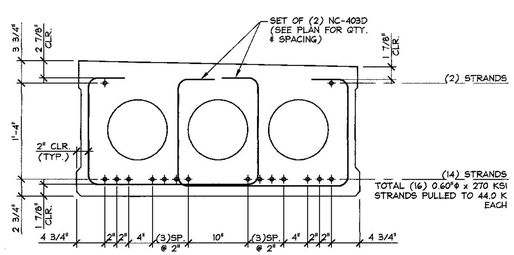

B/S4 REINFORCING SECTION

1" = 1'-0"

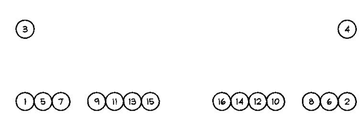

DETENSIONING SCHEDULE

N.T.S.

MARK: NC-VS4	QTY.: 2	WT.: 22.66 T	VOL.: 11.19 cy

MATERIAL LIST / VOIDED SLAB

ITEM	MARK	DESCRIPTION	QTY.
1	NC-402D	#4 BENT BAR (LEVEL II, DUAL COATED)	64
2	NC-403D	#4 BENT BAR (LEVEL II, DUAL COATED)	126
3		#4 x 3'-11" (LEVEL II, DUAL COATED)	24
4			
5			
6			
7		3/4"φ x 6" NON-FERROUS VOID DRAIN	24
8		10"φ x 8'-2 7/8" VOID	12
9		SET OF (4) 1/2"φ STRAND LIFTING LOOPS	4
10			

APPROVAL STAMP:

Vermont Agency of Transportation
RECEIVED
CK'D BY MEM OK'D BY CWC
Mar. 16, 2015
RESUBMIT ____ APPROVED ✓
BY C. Carlson DATE 03-27-2015

J.P. CARRARA & SONS INC.
Precast & Prestress Manufacturer
2464 CASE STR., MIDDLEBURY, VERMONT 05753 Phone:(802)388-8361 Fax:(802)388-9010

S.D. IRELAND CONCRETE CONSTRUCTION CORP.
SOUTH BURLINGTON, VERMONT

STATE OF VERMONT AGENCY OF TRANSPORTATION
COUNTY OF ADDISON

DATE: MAR. 6, 2015
SCALE: NOTED

TOWN OF BRISTOL
VT RT. 116 (MINOR ARTERIAL) OVER LITTLE NOTCH CREEK
BRIDGE NO.: 6 PROJECT NO.: BRF 021-1(29)

CHKD: P.C. DFTM: B.L.
JOB NO: 23461-015

PRESTRESSED VOIDED SLAB DETAILS

DWG. NO: S4

F:\VT-Bridges\23461-15 Bristol Bridge 6\23461-S4.dwg, 3/13/2015 4:23:08 PM