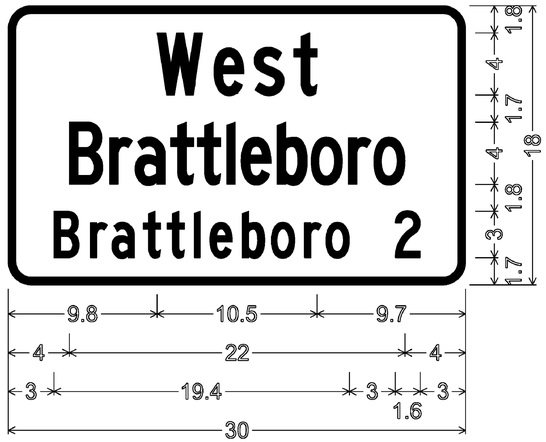

1.5" Radius, 0.5" Border, White on Green;
"West" C; "Brattleboro" C; "Brattleboro 2" C

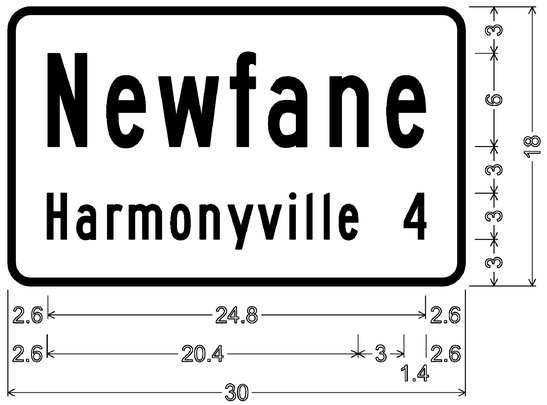

1.5" Radius, 0.5" Border, White on Green;
"Newfane" B 90% spacing;
"Harmonyville 4" B 90% spacing

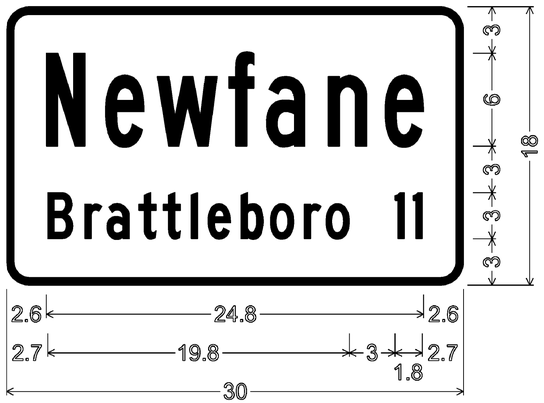

1.5" Radius, 0.5" Border, White on Green;
"Newfane" B 90% spacing;
"Brattleboro 11" C 90% spacing

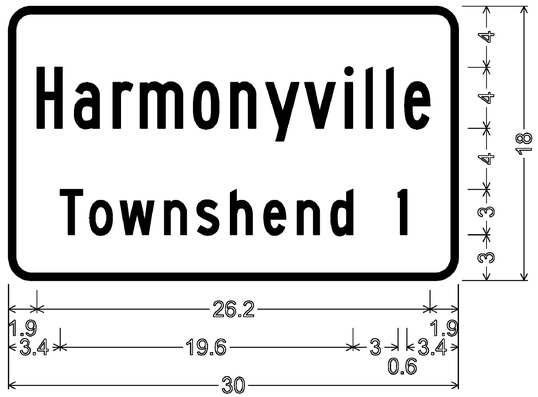

1.5" Radius, 0.5" Border, White on Green;
"Harmonyville" B 80% spacing;
"Townshend 1" C

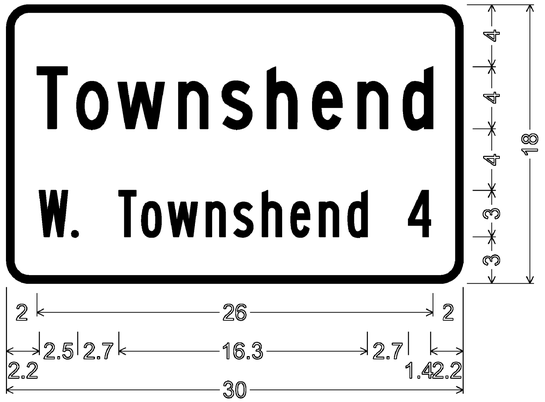

1.5" Radius, 0.5" Border, White on Green;
"Townshend" C specified length;
"W. Townshend 4" B 90% spacing

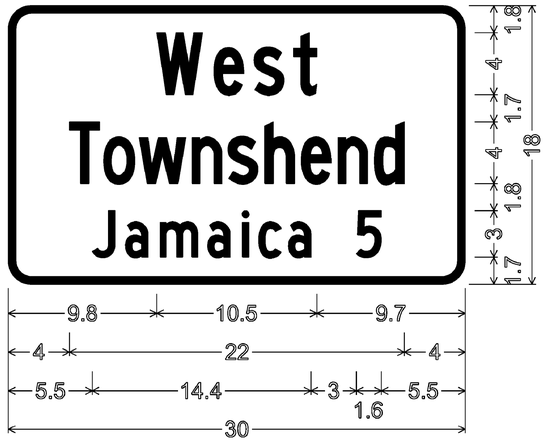

1.5" Radius, 0.5" Border, White on Green;
"West" C specified length;
"Townshend" C specified length;
"Jamaica 5" C specified length

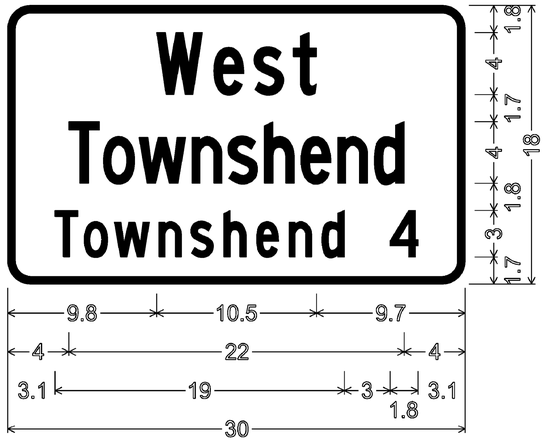

1.5" Radius, 0.5" Border, White on Green;
"West" C specified length;
"Townshend" C specified length;
"Townshend 4" C 90% spacing

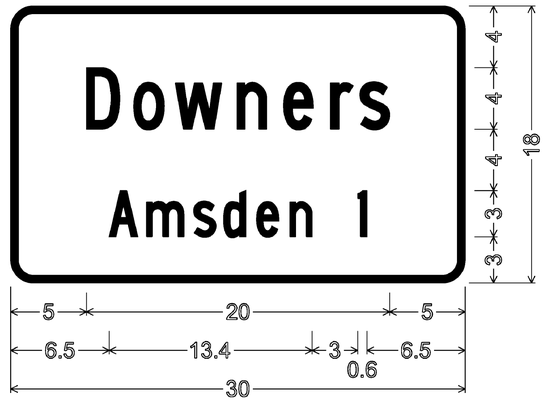

1.5" Radius, 0.5" Border, White on Green;
"Downers" C specified length;
"Amsden 1" C specified length

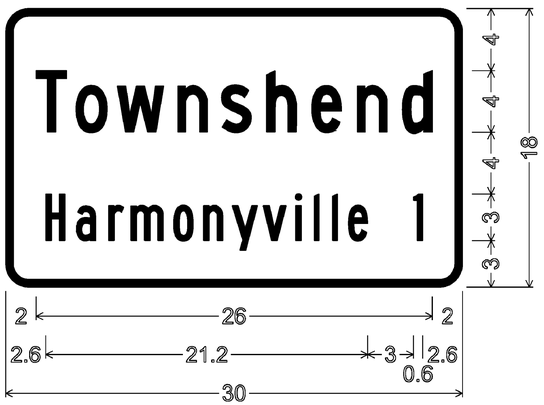

1.5" Radius, 0.5" Border, White on Green;
"Townshend" C specified length;
"Harmonyville 1" B

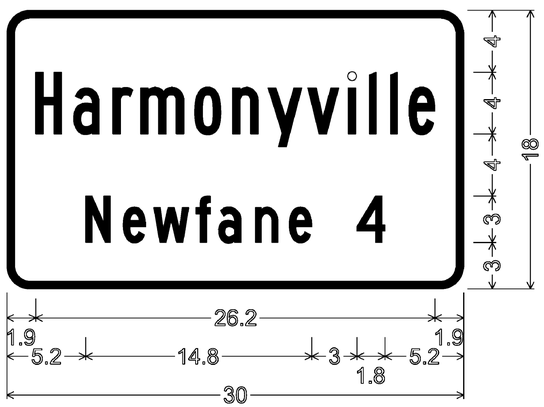

1.5" Radius, 0.5" Border, White on Green;
"Harmonyville" B 80% spacing;
"Newfane 4" C

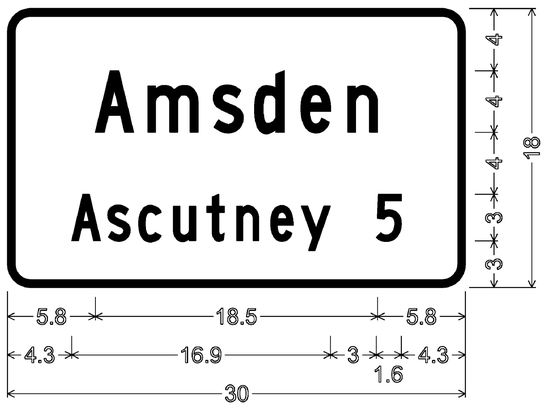

1.5" Radius, 0.5" Border, White on Green;
"Amsden" C specified length;
"Ascutney 5" C specified length

ALL SIGNS ON THIS PAGE, SIGN CODE: VD-018

ALL DIMENSIONS SHOWN IN INCHES EXCEPT WHERE NOTED.

PROJECT NAME: STATEWIDE - SOUTHEAST REGION	
PROJECT NUMBER: STPG SIGN (31)	
FILE NAME: 108010.SD_5	PLOT DATE: 07-OCT-2010
PROJECT LEADER: A. GAMBLE	DRAWN BY: M. MILLER
DESIGNED BY: M. MILLER	CHECKED BY: A. GAMBLE
SIGN DETAILS 5	SHEET 8 OF 175