






DIRECTION	MILEPOINT	LOCATION CODE (SHEET 2)	SIGN CODE	WIDTH (IN)	HEIGHT (IN)	SHEETING REMARKS	SIGN LEGEND	NEW SIGNS		EXISTING SIGNS				EXIST POST		NUMBER OF NEW POSTS	SQUARE STEEL (IN)			TUBULAR STEEL Ø (IN)				SIGN FRAME REQUIRED	REMARKS	SIGN DETAIL		
								"A"	"B"	RETAIN	SALVAGE FROM	SALVAGE TO	REMOVE	RETAIN	REMOVE		1.75	2.00	2.50	3.00	3.50	4.00	5.00			DETAIL IN SHS	DETAIL ON SHEET NUMBER	DETAIL ON STD SHEET NUMBER
																	(LB / FT)			(LB / FT)								
<b>MIDDLEBURY SOUTHBOUND</b>							FY-FLUORESCENT YELLOW FYG-FLUORESCENT YELLOW GREEN															"SHS"-STANDARD HIGHWAY SIGNS						
SB	3.211	F	VW-081L	30	30																							
		F	VW-081L	30	30			6.25																	7			
SB	2.440	F	S3-1	30	30		SCHOOL BUS STOP AHEAD																					
SB	2.175	F	M3-3S	24	12																							
		F	M1-5	30	24																							
		F	M3-3	24	12																							
		F	M1-5	30	24			2.00																	X			
		F	M1-5	30	24																				E-136B			
SB	1.683	F	W2-1Me	30	30																							
		F	W2-1Me	30	30																							
SB	1.645	A	D1-1M	72	20		<=== MIDDLEBURY STATE AIRPORT																					
SB	1.645	A	D1-1M	72	20		<=== MIDDLEBURY STATE AIRPORT																					
SB	1.567	G	VR-079	24	30																							
		H	R1-1	30	30		STOP																					
		G	VR-079	24	30																							
		G	VR-079	24	30																							
SB	1.553	H	R1-1	30	30																							
		H	R1-1	36	36																							
		H	R1-1	36	36																							
SB	1.480	F	S3-1	30	30																							
		F	S3-1	30	30																							
<b>SIGN SUMMARY SHEET</b>							SHEET TOTALS	33.50	0.00	1	0	<del>1</del>	<del>9</del>	0	0	6	90											
VERMONT AGENCY OF TRANSPORTATION							TOWN DIRECTIONAL TOTALS	324.5	0.0	15.0	3.0	3.0	69	0.0	0.0	44	660.0											
																						PROJECT NAME: Statewide - Northwest Region						
																						PROJECT NUMBER: STPG SIGN(30)						
																							FILE NAME: Middlebury SB.xls	PLOT DATE: 8/11/2010				
																							PROJECT MANAGER: A. Gamble	DRAWN BY: T. Guazzoni				
																							DESIGNED BY: T. Guazzoni	CHECKED BY: A. Gamble				
																							MIDDLEBURY VT 116 SB SHEET 4	SHEET 80 OF 131				