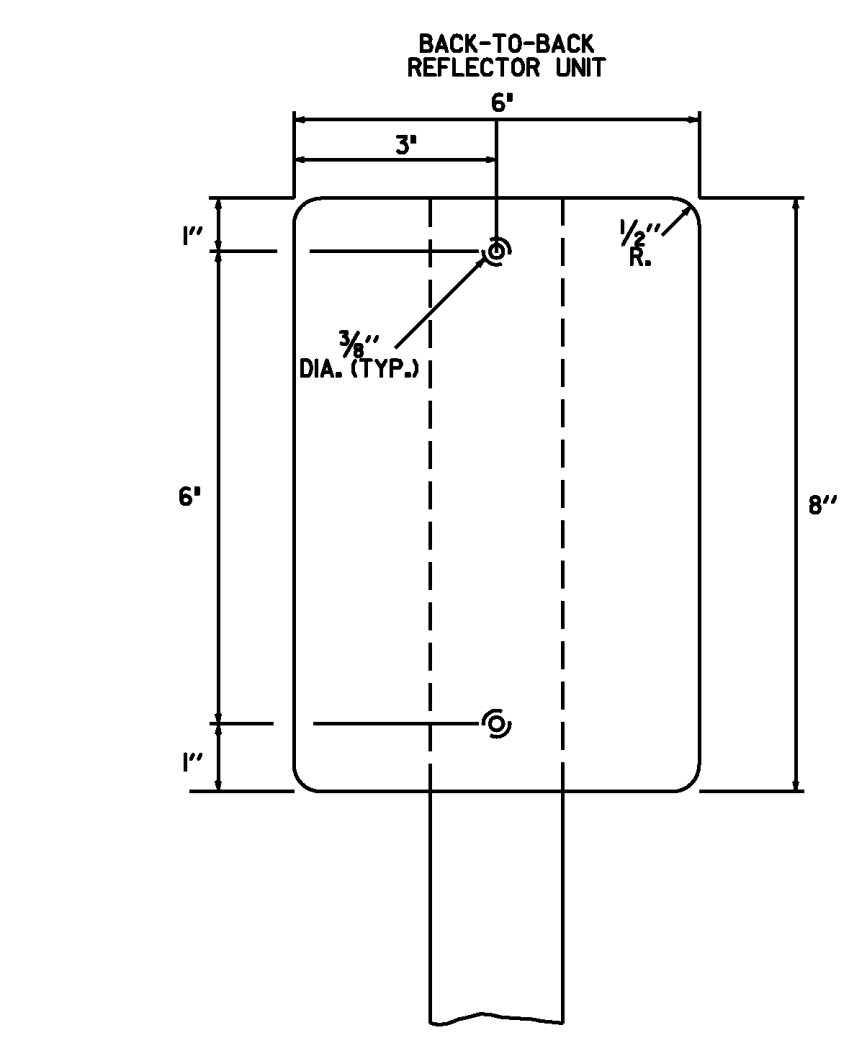
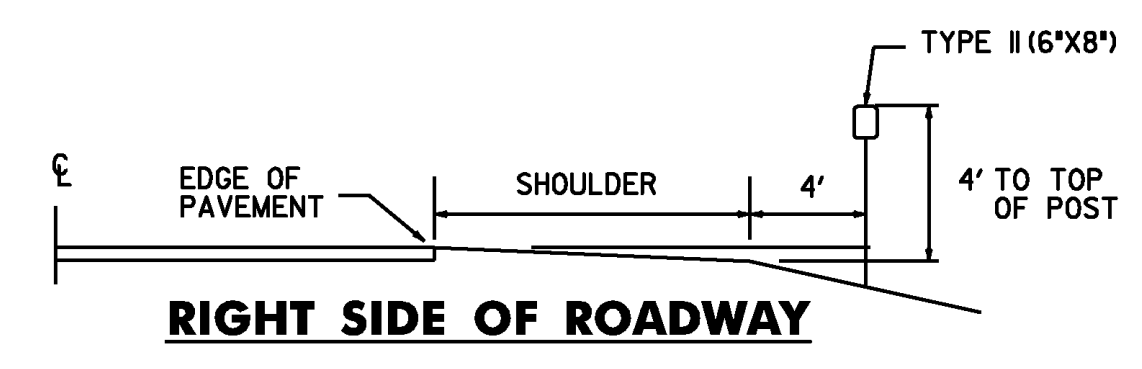
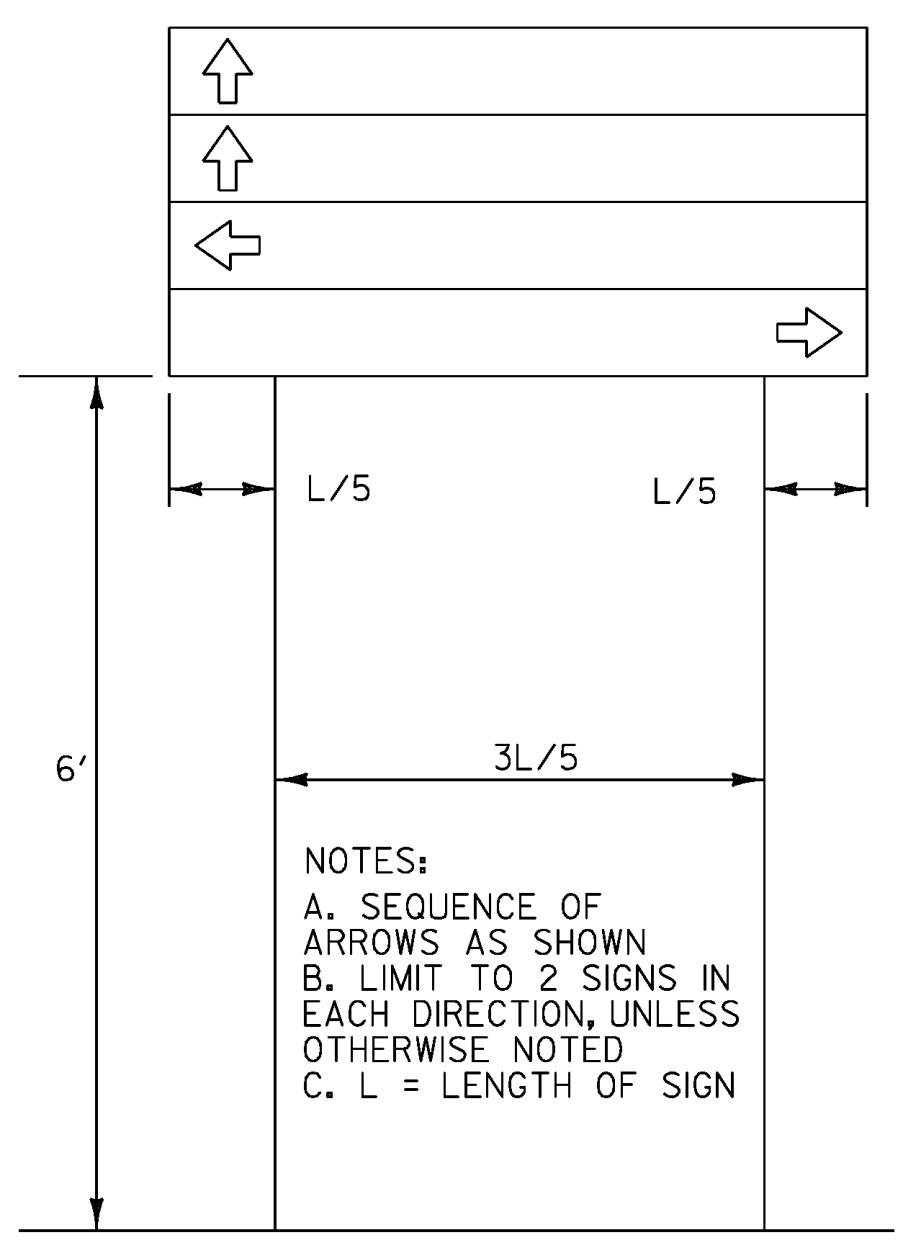


• USE B FONT FOR LONGER DESTINATIONS.
 •• *SKI AREA* TEXT IS 2.5" HIGH WITH 1" BETWEEN LINES.

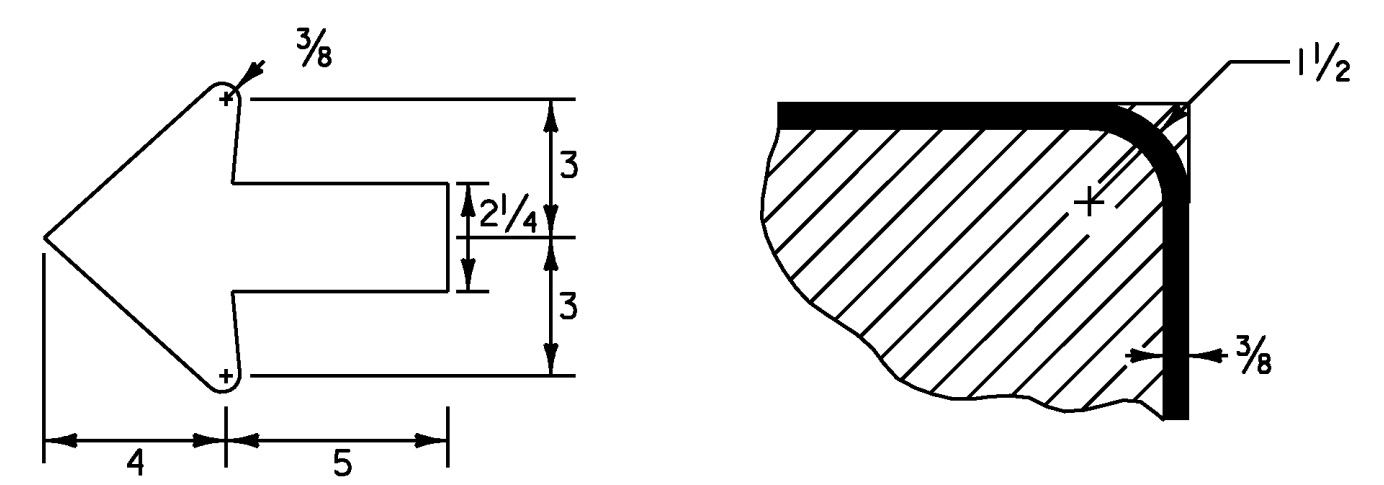


TYPE II (6"X8")
DELINEATORS WITH RETROREFLECTIVE SHEETING
 MATERIAL FOR RETROREFLECTIVE SHEETING FOR DELINEATORS SHALL BE A 0.063" ALUMINUM BACKING WITH A WHITE ASTM TYPE III OR TYPE IV.



NOTES:
 A. SEQUENCE OF ARROWS AS SHOWN
 B. LIMIT TO 2 SIGNS IN EACH DIRECTION, UNLESS OTHERWISE NOTED
 C. L = LENGTH OF SIGN


DESTINATION ASSEMBLY



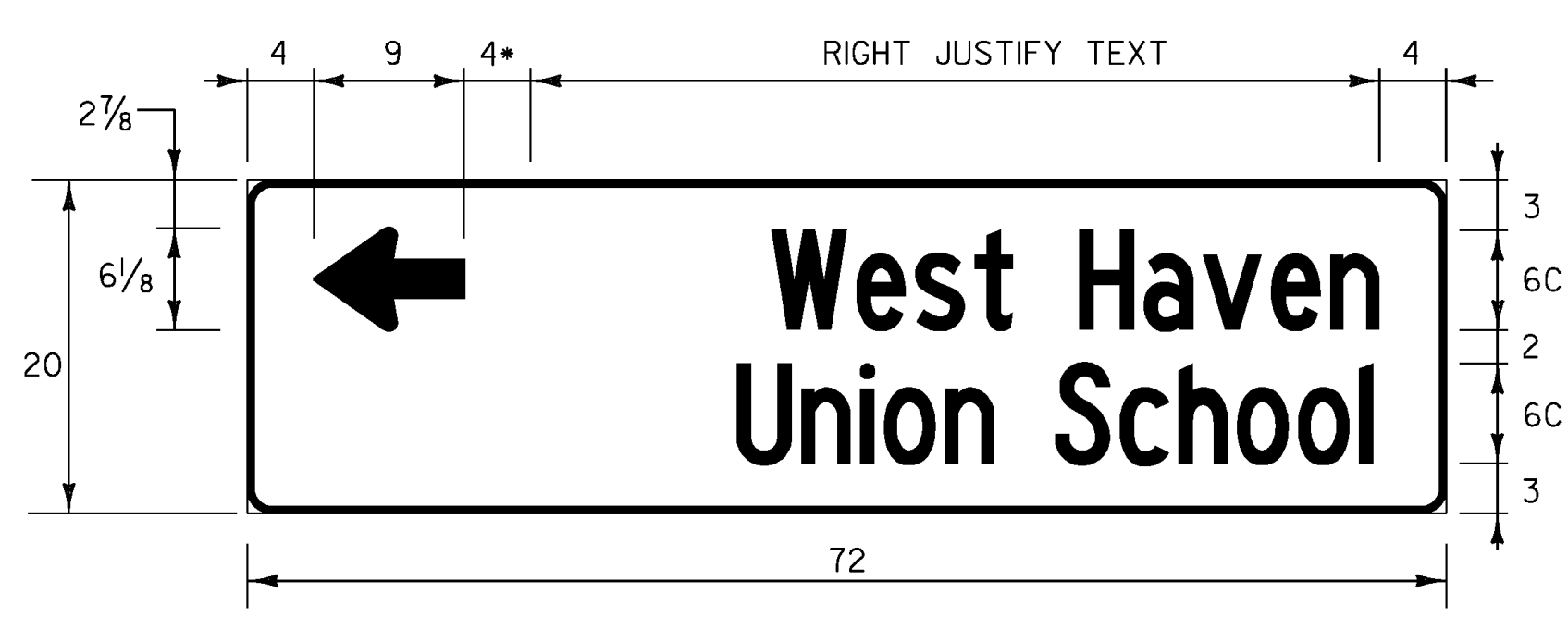
STANDARD ARROW **BORDER DETAIL**

STANDARD DESTINATION SIGN NOTES
D1-1, D1-1A, D1-2, D2-1

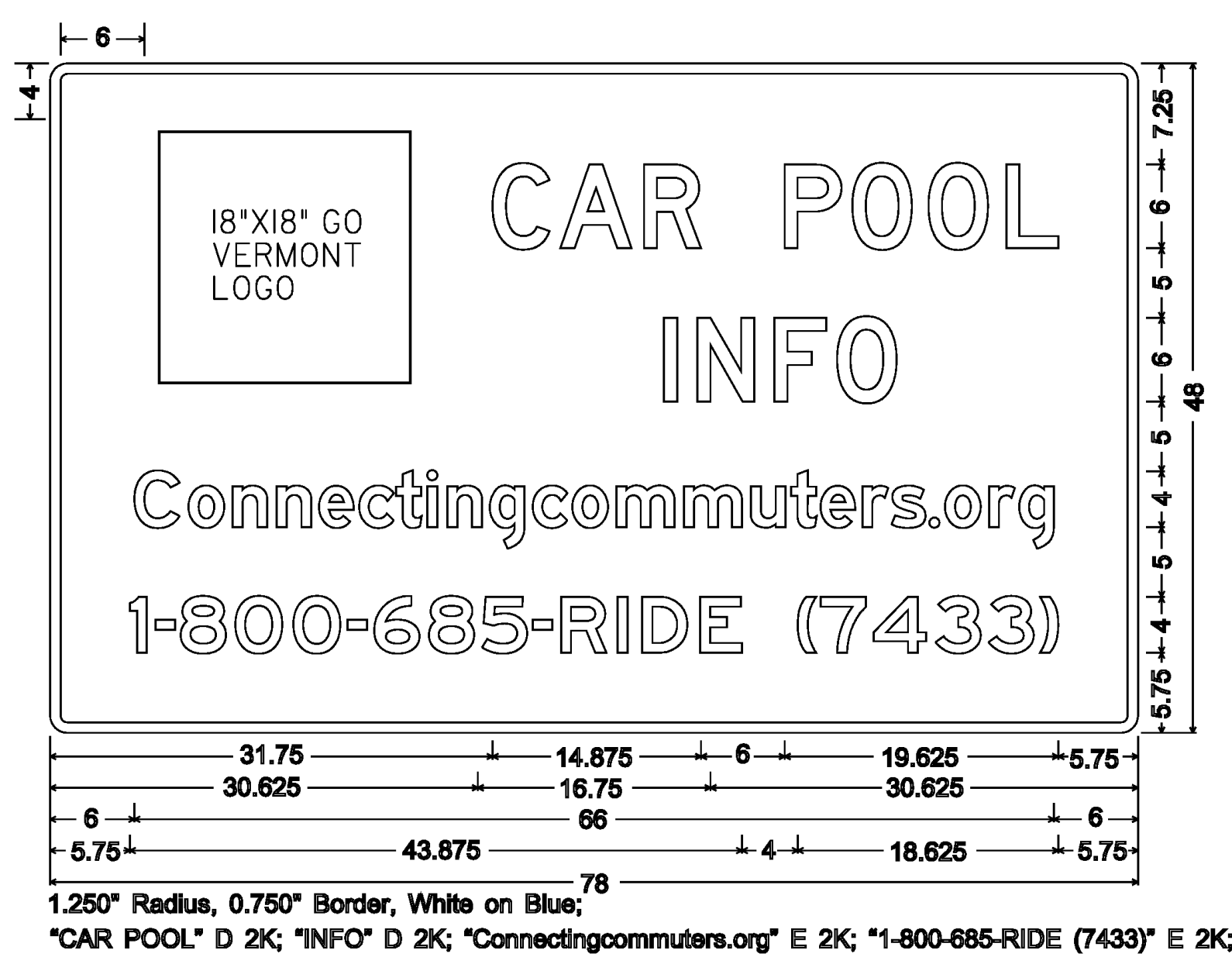
1. THE SIGN BASE MATERIAL FOR STANDARD DESTINATION SIGNS SHALL BE HIGH DENSITY OVERLAYED PLYWOOD 3/8" INCH THICK OR FLAT SHEET ALUMINUM 1/8" INCH THICK.
2. THE DESTINATION SIGNS SHOWN ON THIS SHEET SHALL HAVE WHITE RETROREFLECTIVE ASTM TYPE III TEXT, ARROWS AND BORDERS ON A GREEN RETROREFLECTIVE ASTM TYPE III BACKGROUND. THE COLORS SHALL CONFORM WITH THE COLORS ADOPTED BY AASHTO AND APPROVED BY THE FHWA.
3. MULTIPLE ASSEMBLIES SHALL USE THE SAME SIZE THROUGHOUT. DO NOT MIX AND MATCH OLDER SIGN SIZES WITH NEW SIGN HEIGHTS AND WIDTHS.
4. ALL DIMENSIONS SHOWN IN INCHES UNLESS OTHERWISE NOTED.



VD1-2 (R)
 * MINIMUM DISTANCE BETWEEN ARROW AND TEXT



VD1-2 (L)
 * MINIMUM DISTANCE BETWEEN ARROW AND TEXT


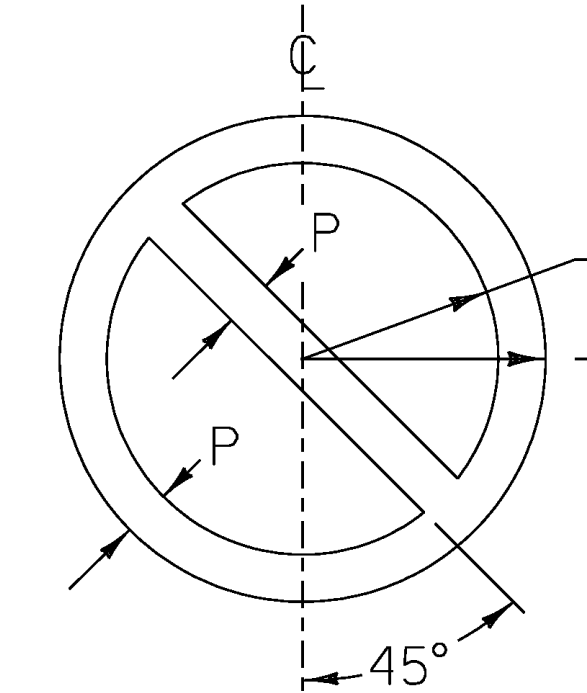
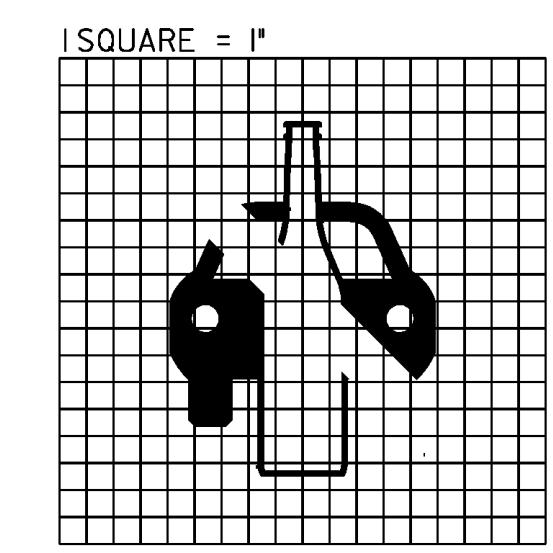


1.250" Radius, 0.750" Border, White on Blue;
 CAR POOL D 2K; *INFO* D 2K; *Connectingcommuters.org* E 2K; *1-800-685-RIDE (7433)* E 2K;



1.5" RADIUS, 0.625" BORDER, 0.375" INDENT
 COLORS: LEGEND - RED
 BACKGROUND - WHITE
 TEXT STYLE: "BEGIN" C

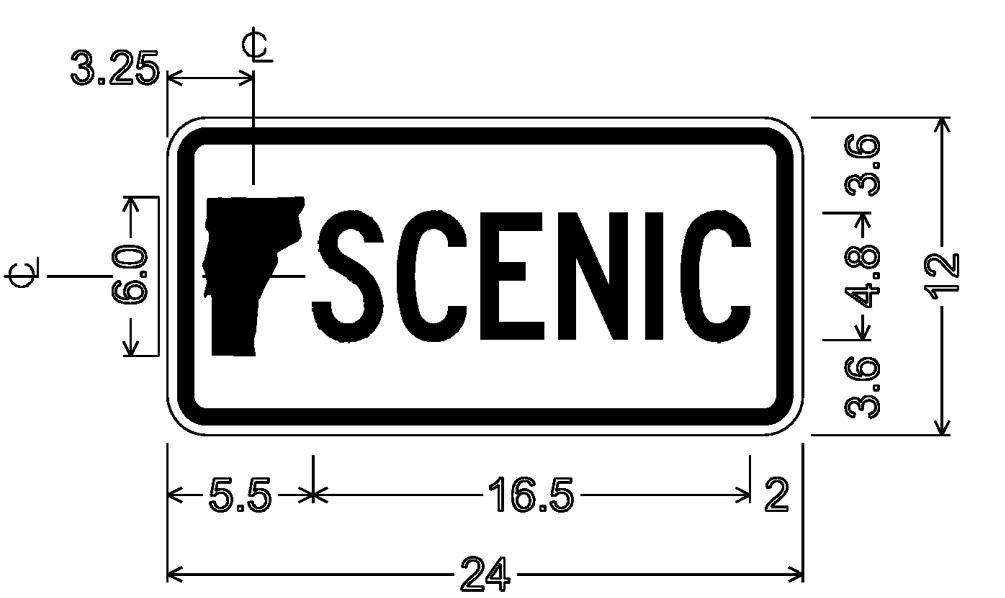
VR-644p



VR-072


COLORS
 TEXT - BLACK (NON-REFL.)
 CAR & BOTTLE SYMBOL - BLACK (NON-REFL.)
 PROHIBITED SYMBOL - RED (NON-REFL.)
 BACKGROUND - WHITE (REFL.)

SIGN	DIMENSIONS (INCHES)													
	A	B	C	D	E	F	G	H	J	K	L	M	N	P
STD.	24	30	3/8	5/8	3	18	1/2	18	2	4E	7 1/16	7 1/4	9	1 3/4



1.5" RADIUS, 0.625" BORDER, 0.375" INDENT
 COLORS: LEGEND - GREEN
 BACKGROUND - WHITE
 TEXT STYLE: "SCENIC" C; SPECIFIED LENGTH

VM-064



ALL DIMENSIONS SHOWN IN INCHES UNLESS OTHERWISE NOTED.

PROJECT NAME:	STATEWIDE - NORTHWEST REGION
PROJECT NUMBER:	STPG SIGN (30)
FILE NAME:	10b008TS.DGN
PROJECT LEADER:	A. GAMBLE
DESIGNED BY:	T. GUAZZONI
SIGN DETAILS I	
PLOT DATE:	I2-AUG-2010
DRAWN BY:	T. GUAZZONI
CHECKED BY:	A. GAMBLE
SHEET	5 OF 131