















# TRAFFIC SIGN SUMMARY SHEET #2

| MILEMARKER,<br>STATION,<br>OR<br>SIGN NUMBER | SIGN<br>LEGEND  | SIGN<br>DIMENSIONS |               | NEW & SALVAGED SIGNS |              |        |              | EXIST<br>POST<br>NO.<br>OF<br>POSTS | NEW SIGN POSTS |                      |     |      |        |                            |                 |                |                         |            |     |     |               |     |           |                      | REMARKS      | SIGN DETAIL                      |                                  |                         |        |              |     |
|--|---|--------------------|---------------|----------------------|--------------|--------|--------------|-------------------------------------|----------------|----------------------|-----|------|--------|----------------------------|-----------------|----------------|-------------------------|------------|-----|-----|---------------|-----|-----------|----------------------|--------------|----------------------------------|----------------------------------|-------------------------|--------|--------------|-----|
|  |   | E<br>A             | WIDTH<br>(in) | HEIGHT<br>(in)       | "A"          | "B"    | SALV<br>SIGN |                                     | SALV<br>TIS    | SQUARE STEEL<br>(in) |     |      |        | TUBULAR ALUMINUM<br>Ø (in) |                 |                | TUBULAR STEEL<br>Ø (in) |            |     |     | W-SHAPE STEEL |     |           | RE<br>QUI<br>RE<br>D |              | SHSM                             | DETAIL<br>ON SHEET<br>NUMBER     | STD.<br>SHEET<br>NUMBER |        |              |     |
|  |   |                    |               |                      |              |        |              |                                     |                | 1.75                 | 2.0 | 2.5  | ANCHOR | SLEEVE                     | FOUND-<br>ATION | 3.0            | 4.0                     | 4.0<br>MOD | 3.0 | 3.5 | 4.0           | 5.0 | FTG. SIZE |                      |              |                                  |                                  |                         | WEIGHT | POST<br>SIZE |     |
|  |   |                    |               |                      |              |        |              |                                     |                | lb/ft                |     |      |        |                            |                 | 1.3            | 1.7                     | 1.7        |     |     |               |     | lb/ft     |                      |              |                                  |                                  |                         |        |              | 24" |
| 1.88   | 2.42  | 3.35               | 1.3           | 1.7                  | 1.7          | 7.6    | 9.0          | 10.8                                | 14.6           |                      |     |      |        |                            |                 |                |                         |            |     |     |               |     |           |                      |              |                                  |                                  |                         |        |              |     |
| 4+00 RT                                      |  ✓   | I                  | 36            | 36                   | 9.00         | ✓      |              |                                     | 2              | 15<br>15.75          | X   |      | X      |                            |                 |                |                         |            |     |     |               |     |           |                      |              | VR-I28                           |                                  | 234                     |        |              |     |
| 5+50 RT                                      |  ✓   | I                  | 24            | 24                   | 4.00         | ✓      |              |                                     | 1              | 16                   | X   |      | X      |                            |                 |                |                         |            |     |     |               |     |           |                      |              | VR-654                           |                                  |                         | E-I43  |              |     |
|  |  ✓   | I                  | 24            | 18                   | 3.00         | ✓      |              |                                     |                |                      |     |      |        |                            |                 |                |                         |            |     |     |               |     |           |                      |              | VR-655P                          |                                  | 234                     |        |              |     |
| 6+70 RT                                      |  ✓   | I                  | 24            | 12                   | 2.00         | ✓      |              |                                     | 1              | 15.75                | X   |      | X      |                            |                 |                |                         |            |     |     |               |     |           |                      |              | M3-1                             | GREEN ON WHITE                   | X                       |        |              |     |
|  |  ✓   | I                  | 24            | 24                   | 4.00         | ✓      |              |                                     |                |                      |     |      |        |                            |                 |                |                         |            |     |     |               |     |           |                      |              | MI-5                             |                                  |                         | E-I36B |              |     |
| 6+75 LT                                      |  ✓   | I                  | 72            | 12                   | 6.00         | ✓      |              |                                     | 2              | 12.0<br>13.5         | X   |      | X      |                            |                 |                |                         |            |     |     |               |     |           |                      |              | DI-1a                            |                                  | 234                     |        |              |     |
| 10+80 LT                                     |  ✓   | I                  | 30            | 30                   | 6.25         | ✓      |              |                                     | 1              |                      | X   | 14.5 | X      |                            |                 |                |                         |            |     |     |               |     |           |                      |              | WI-2L                            |                                  | X                       |        |              |     |
|  |   |                    |               |                      |              |        |              |                                     |                |                      |     |      |        |                            |                 |                |                         |            |     |     |               |     |           |                      |              |                                  |                                  |                         |        |              |     |
| 11+97 RT                                     |  ✓   | I<br>I             | 6<br>30       | 10<br>30             | 0.42<br>6.25 | ✓<br>✓ |              |                                     | 1              | 13.25                | X   |      | X      |                            |                 |                |                         |            |     |     |               |     |           |                      |              | VD-700<br>RI-1                   | BACK TO BACK                     | X                       |        | E-I38        |     |
| 12+44 RT                                     |  ✓  ✓ | I<br>I             | 21<br>21      | 15<br>15             | 2.19<br>2.19 | ✓<br>✓ |              |                                     | 2              | 15<br>X<br>15.75     |     |      | X      |                            |                 |                |                         |            |     |     |               |     |           | #1                   | M2-1<br>M2-1 | BLACK ON WHITE<br>GREEN ON WHITE | X<br>X                           |                         |        |              |     |
|  |  ✓   | I<br>I             | 24<br>30      | 24<br>24             | 4.00<br>5.00 | ✓<br>✓ |              |                                     |                |                      |     |      |        |                            |                 |                |                         |            |     |     |               |     |           |                      |              | MI-4<br>MI-5                     | BLACK ON WHITE<br>GREEN ON WHITE | X                       |        | E-I36B       |     |
|  |   |                    |               |                      |              |        |              |                                     |                |                      |     |      |        |                            |                 |                |                         |            |     |     |               |     |           |                      |              |                                  |                                  |                         |        |              |     |
| 13+35 LT                                     |  ✓   | I                  | 36            | 36                   | 9.00         | ✓      |              |                                     | 2              | 15.75<br>X<br>16.50  |     |      | X      |                            |                 |                |                         |            |     |     |               |     |           |                      |              | W9-1                             |                                  | X                       |        |              |     |
| 14+00 RT                                     |  ✓   | I                  | 36            | 36                   | 9.00         | ✓      |              |                                     | 2              |                      |     |      |        | 2                          | 198             | 15.75<br>16.75 |                         |            |     |     |               |     |           |                      |              |                                  | W3-3                             |                         | X      |              |     |
|  |  ✓   | I                  | 36            | 36                   | 9.00         | ✓      |              |                                     |                |                      |     |      |        |                            |                 |                |                         |            |     |     |               |     |           |                      |              | W6-1                             |                                  | X                       |        |              |     |

FINAL POST LENGTHS ARE TO BE DETERMINED  
IN THE FIELD. POST SIZES ARE COMPUTED  
BASED ON INFORMATION FURNISHED ON THE STANDARD  
SHEETS AND VTRANS "SIGN POST DESIGN GUIDELINE."

**SHEET  
TOTALS**

SF  
81.30 ✓

SF

EA.

SF

FT  
180

EA.  
2

LB  
198

EA.

EA.

EA.

EA.

EA.

EA.

EA.

EA.

EA.

EA.

EA.

EA.

EA.

EA.

EA.

EA.

EA.

EA.

EA.

EA.

EA.

EA.

EA.

**TRAFFIC  
SIGN  
SUMMARY  
SHEET #2**

PROJECT NAME: WEATHERSFIELD  
PROJECT NUMBER: NH 2948(I)

FILE NAME: p12b126.dgn  
PROJECT LEADER: PTS  
DESIGNED BY: NLL  
IPARM FILE NAME: p12B126\_231

PLOT DATE: 2/7/2013  
DRAWN BY: SNG  
CHECKED BY: PTS  
SHEET 231 OF 234