

TEMPORARY 4 INCH WHITE LINE, PAINT  
 DURABLE 4 INCH WHITE LINE (OPTION BID ITEM)  
 446+25 TO 446+84 SOLID LT  
 446+25 TO 452+25 DASHED LT (LANE LINE)  
 446+25 TO 452+25 SOLID RT  
 446+25 TO 452+25 DASHED RT (LANE LINE)  
 446+84 TO 447+22 SOLID LT (TH 74)  
 447+44 TO 447+93 SOLID LT (TH 74)  
 447+93 TO 452+25 SOLID LT  
 450+31 TO 451+70 DOTTED RT (LANE LINE)  
 451+70 TO 452+25 SOLID RT (LANE LINE)

TEMPORARY 4 INCH YELLOW LINE, PAINT  
 DURABLE 4 INCH YELLOW LINE (OPTION BID ITEM)  
 446+25 TO 447+15 SOLID LT & RT  
 447+33 TO 447+37 DOUBLE SOLID LT (TH 74)  
 447+64 TO 452+25 SOLID LT  
 447+64 TO 452+25 SOLID RT

TEMPORARY 24 INCH STOP BAR, PAINT  
 DURABLE 24 INCH STOP BAR (OPTION BID ITEM)  
 447+13 TO 447+36 SOLID LT (TH 74)

DURABLE LETTER OR SYMBOL (OPTION BID ITEM)  
 447+27 LT - "STOP" (TH 74)  
 451+74 RT - LEFT TURN ARROW  
 451+74 RT - THRU ARROW  
 451+74 RT - RIGHT TURN/THRU ARROW  
 452+12 RT - "ONLY"

TEMPORARY LETTER OR SYMBOL, PAINT  
 447+27 LT - "STOP" (TH 74)  
 451+74 RT - LEFT TURN ARROW  
 451+74 RT - THRU ARROW  
 451+74 RT - RIGHT TURN/THRU ARROW

PAINTED CURB  
 447+65 TO 447+95 LT & RT ( ISLAND)  
 450+00 TO 450+60 RT ( ISLAND)  
 451+00 TO 451+60 LT ( ISLAND)

PAINTED ISLAND  
 451+75 TO 452+25 LT

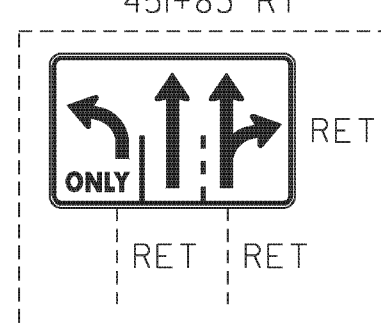
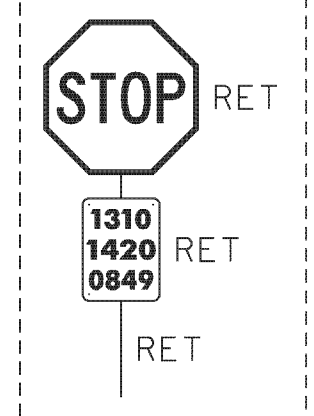
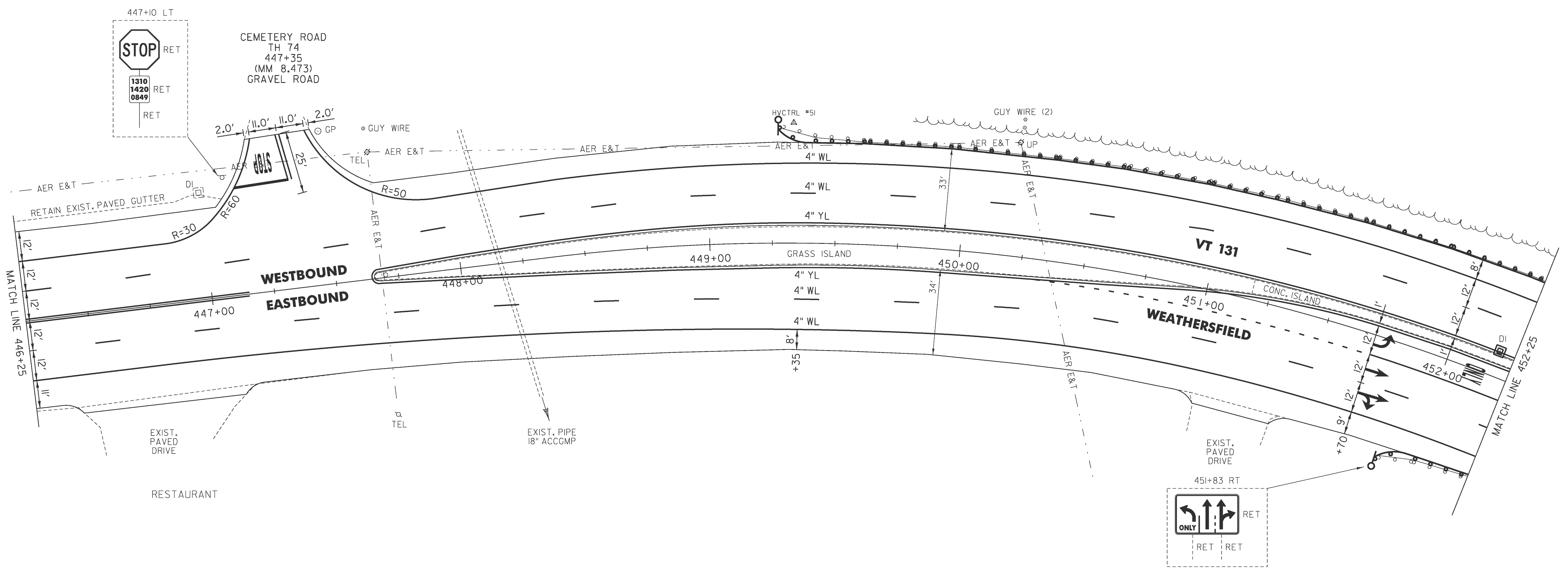
REHAB. DROP INLETS, CATCH BASINS,  
 OR MANHOLES, CLASS I, CLASS II  
 452+19 LT (DI)

STEEL BEAM GUARDRAIL, GALVANIZED  
 449+27.5 TO 452+25 LT  
 451+85 TO 452+25 RT

ANCHOR FOR STEEL BEAM RAIL  
 449+27.5 LT  
 451+85 RT

REMOVAL AND DISPOSAL OF GUARDRAIL  
 449+29 TO 452+25 LT  
 451+87 TO 452+25 RT

DELINEATOR WITH STEEL POST  
 449+27.5 LT  
 451+85 RT



- LEGEND**
- R = REMOVE EXISTING
  - S = SALVAGE
  - R&S = REMOVE AND SALVAGE
  - N = NEW
  - RET = RETAIN
  - B-B = BACK TO BACK
  - = EXISTING GUARDRAIL
  - ⊕ = PROPOSED GUARDRAIL
  - YL = YELLOW LINE
  - WL = WHITE LINE
  - = DELINEATOR

**ROADWAY LAYOUT SHEET 4**

PROJECT NAME: WEATHERSFIELD  
 PROJECT NUMBER: NH 2948(I)  
 FILE NAME: pl2bi26.dgn  
 PROJECT LEADER: PTS  
 DESIGNED BY: NULL  
 IPARM FILE NAME: pl2bi26\_220

PLOT DATE: 2/7/2013  
 DRAWN BY: SNG  
 CHECKED BY: PTS  
 SHEET 220 OF 234

NOT TO SCALE