

SIGN GENERAL NOTES

SIGN DESIGN AND FABRICATION NOTES

- ALL SIGNS SHALL BE DESIGNED IN ACCORDANCE WITH THE LATEST REVISION OF THE 2009 MUTCD, THE 2004 STANDARD HIGHWAY SIGNS AND MARKINGS (SHSM), AND THE 2012 SUPPLEMENT TO THE 2004 EDITION (SHSM) DETAILS AS AVAILABLE, VAOT STANDARDS OR AS DETAILED IN THE PLANS.
- ALL LETTERS AND NUMBERS USED FOR ALL SIGNS SHALL CONFORM TO THE APPLICABLE FONT AS DEFINED AND DETAILED IN THE 2004 SHSM AND THE 2012 SUPPLEMENT.
- ALL ARROWS AND SYMBOLS SHALL CONFORM WITH THE 2004 SHSM AND THE 2012 SUPPLEMENT UNLESS OTHERWISE DETAILED IN THE PLANS.
- COLORS USED ON ALL SIGNS SHALL CONFORM WITH THE REQUIREMENTS OF SECTION 1A.12 OF THE MUTCD.
- SIGN SHEETING FOR FLUORESCENT YELLOW AND FLUORESCENT YELLOW GREEN SHALL BE AASHTO M268 (ASTM D4956) TYPE VII, VIII OR IX. ALL OTHER SIGN SHEETING SHALL BE TYPE III OR IV.
- SHEETING TYPES AND MANUFACTURERS SHALL NOT BE MIXED ON A SINGLE SIGN ASSEMBLY. SHEETING COLOR/TYPE SHOULD BE BY THE SAME MANUFACTURER AND BE CONSISTENT THROUGHOUT THE PROJECT UNLESS OTHERWISE DETAILED ON THE PLANS.
- SIGN BASE MATERIAL FOR DELINEATORS AND MILE MARKER PLAQUES (VD-700) SHALL BE 0.063" THICK FLAT SHEET ALUMINUM. ALL TOWN HIGHWAY SIGNS (D3-1) SHALL BE 0.125" THICK FLAT SHEET ALUMINUM OR EXTRUDED ALUMINUM WITH 0.25 INCH FLANGE AND 0.090 INCH WEB, UNLESS OTHERWISE NOTED ON THE PLANS. ALL OTHER SIGNS SHALL BE FLAT SHEET ALUMINUM WITH THE FOLLOWING MINIMUM THICKNESSES:

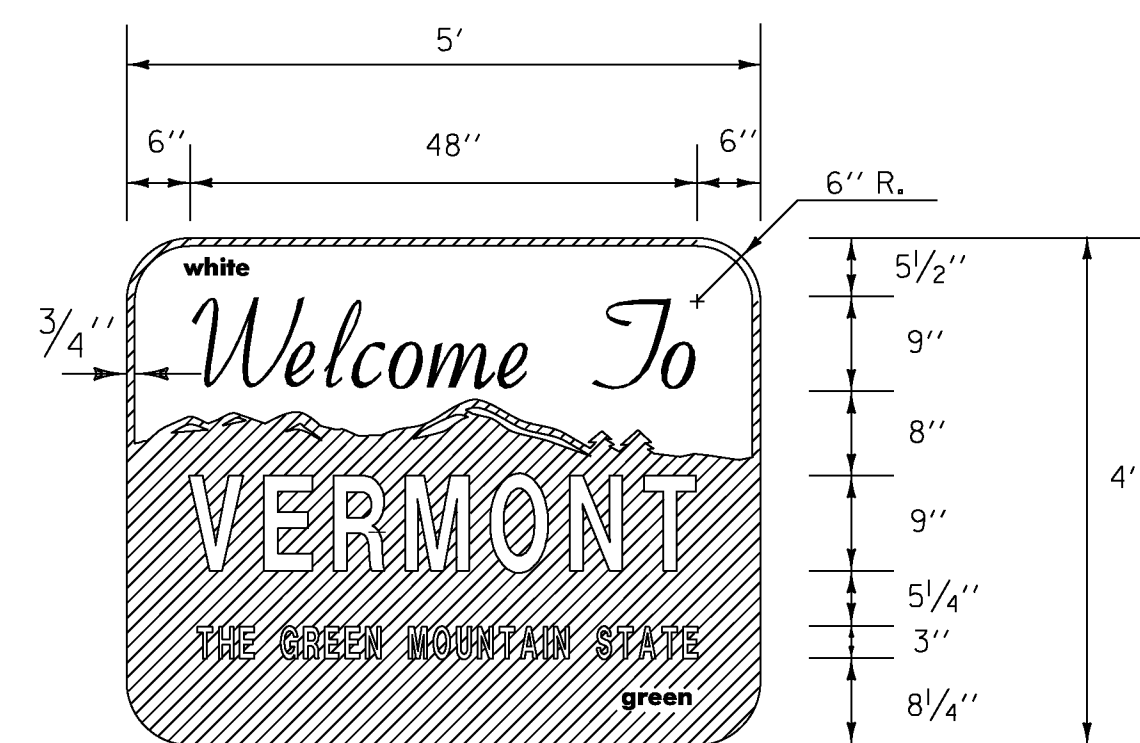
SIGN SIZE	12" X 12"		
	18" X 18"		
	21" X 15"		
	24" X 8"		
	24" X 10"		48" X 18"
	24" X 12"	36" X 12"	48" X 24"
	24" X 18"	36" X 15"	48" X 30"
	24" X 24"	36" X 18"	48" X 42"
	24" X 30"	36" X 24"	48" X 48"
	30" X 15"	36" X 36"	48" X 60"
30" X 18"	36" X 42"	72" X 10"	
30" X 30"	36" X 48"	72" X 12"	
30" X 42"	36" X 54"	72" X 20"	
THICKNESS	0.080"	0.100"	0.125"

SIGN POST NOTES

- ALL SIGN POSTS SHALL BE INSTALLED IN A NEW ANCHOR. ALL SIGNS INSTALLED IN PAVED OR CONCRETE ISLANDS OR SIDEWALKS SHALL ALSO BE INSTALLED WITH AN 18" SLEEVE. PAYMENT FOR SLEEVE SHALL BE INCIDENTAL TO THE SIGN POST.
- 1.75" SQUARE STEEL POSTS SHALL BE 14 GAUGE STEEL. 2" AND 2.5" SQUARE STEEL POSTS SHALL BE 12 GAUGE STEEL.

SIGN INSTALLATION NOTES


- THE CONTRACTOR SHALL BE RESPONSIBLE FOR REPAIRING ANY DAMAGE TO PRIVATE OR PUBLIC PROPERTY CAUSED BY THE CONTRACTOR, AT THE CONTRACTORS EXPENSE.
- ALL SIGNS WITHIN THE PROJECT LIMITS ARE TO BE REPLACED UNLESS OTHERWISE NOTED OR AS DIRECTED BY THE ENGINEER. SIGN LOCATIONS AS SHOWN ON THE PLANS ARE APPROXIMATE. EXACT LOCATIONS TO BE DETERMINED IN THE FIELD.
- ALL SIGN PLACEMENT SHALL BE IN CONFORMANCE WITH VTRANS STANDARD E-121 STANDARD SIGN PLACEMENT CONVENTIONAL ROADS, UNLESS OTHERWISE NOTED.
- ALL SIGNS, FRAMES, MOUNTING HARDWARE, POSTS, AND ANCHORS FOR ANY SIGN ASSEMBLY SHALL BE REPLACED AT THE SAME TIME. MIXING OF OLD AND NEW SIGNS ON THE SAME ASSEMBLY WILL NOT BE ALLOWED EXCEPT AS NOTED ON THE PLANS.
- NEW SIGNS WITH THEIR GREATER NIGHTTIME RETROREFLECTIVITY CAN OBSCURE OLDER SIGNS MOUNTED ADJACENT TO THEM. TO AVOID CONFUSION OF ROAD USERS, WORK SHALL BE COORDINATED SUCH THAT ALL SIGNS ASSOCIATED WITH A CURVE, INTERSECTION, OR SPEED CHANGE, SHALL BE REPLACED ON THE SAME DAY AND NOT LEFT INCOMPLETE NOR WITH A MIXTURE OF OLD AND NEW SIGNS WITHIN A GROUP OF ASSOCIATED SIGNS.



VD-421

NOTE

FOR THE WORDS "WELCOME TO" USE GERBER FONT MURRAY HILL BOLD OR EQUIVALENT. TEXT COLOR IS GREEN. ALL OTHER TEXT USE GERBER FONT SOUVENIR DEMIBOLD OR EQUIVALENT. TEXT COLOR IS WHITE. REFER TO STD. E-131 FOR COLORS.
MATERIALS:
 THE SIGN BASE MATERIALS USED FOR THIS SIGN MAY BE ANY OF THE FOLLOWING OF THE MINIMUM THICKNESS NOTED.
 FLAT SHEET ALUMINUM 0.100"
 HIGH DENSITY OVERLAID PLYWOOD 5/8"




VR-128

Black on White

•REDUCE SPACING 50%

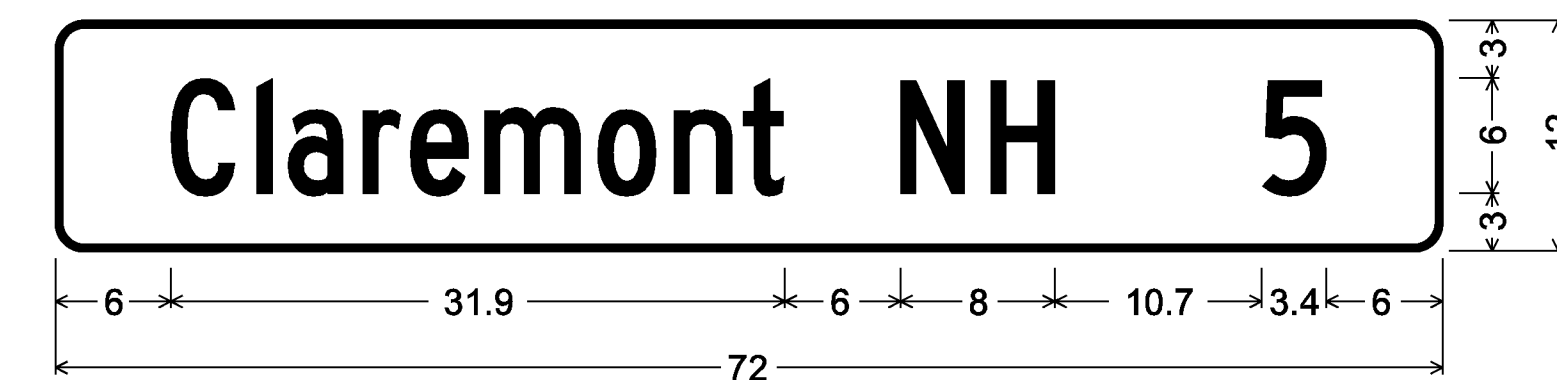
FOR SEAT BELT SYMBOL LAYOUT SEE THE 2004 STANDARD HIGHWAY SIGNS BOOK PAGE 6-21.



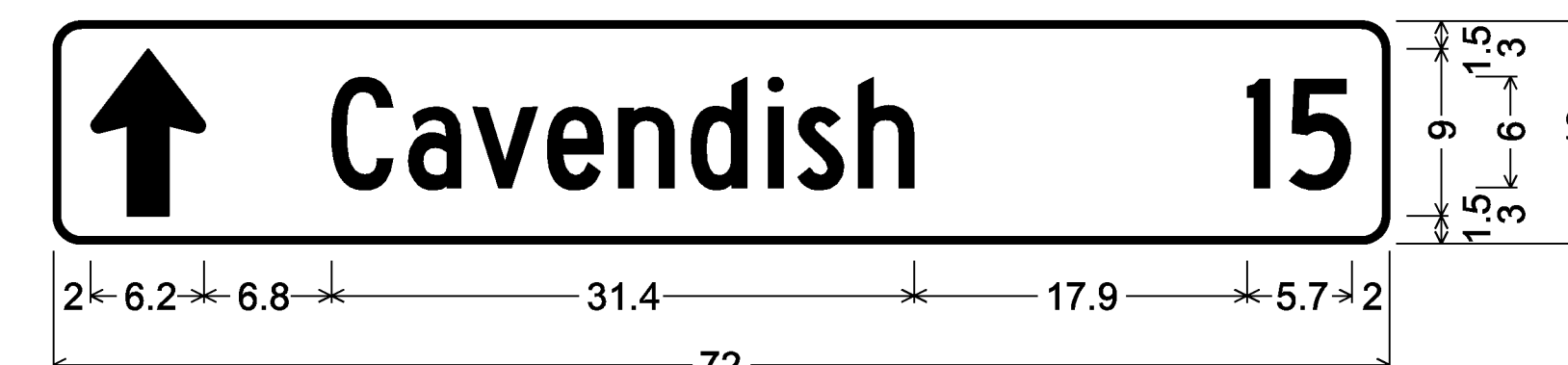
1.5" Radius, 0.6" Border, 0.4" Indent, Black on White;
 [STRICTLY] D 2K;
 [ENFORCED] D 2K;

VR-655P


NOT TO SCALE



1.5" Radius, 0.4" Border, White on Green;
 [Claremont NH] C 2K; [5] C 2K;



1.5" Radius, 0.4" Border, White on Green;
 Standard Arrow Custom 9.0" X 6.1" 90°; [Cavendish] C 2K; [15] C 2K;



1.5" Radius, 0.4" Border, White on Green;
 [Windsor] C 2K; [5] C 2K; 90 Deg Advanced Turn Arrow Custom 9.0" X 9.0°;

DESTINATION SIGN NOTES D1-1, D1-1A

THE DESTINATION SIGNS SHOWN ON THIS SHEET SHALL HAVE WHITE RETROREFLECTIVE AASHTO M268 (ASTM D4956) TYPE III OR IV TEXT, ARROWS AND BORDERS ON A GREEN RETROREFLECTIVE ASTM TYPE III OR IV BACKGROUND

SIGN DETAIL SHEET

PROJECT NAME: WEATHERSFIELD

PROJECT NUMBER: NH 2948(I)

FILE NAME: pl2bl26.dgn

PROJECT LEADER: PTS

DESIGNED BY: NLL

IPARM FILE NAME: pl2Bl26_234

PLOT DATE: 2/7/2013

DRAWN BY: SNG

CHECKED BY: PTS

SHEET 234 OF 234