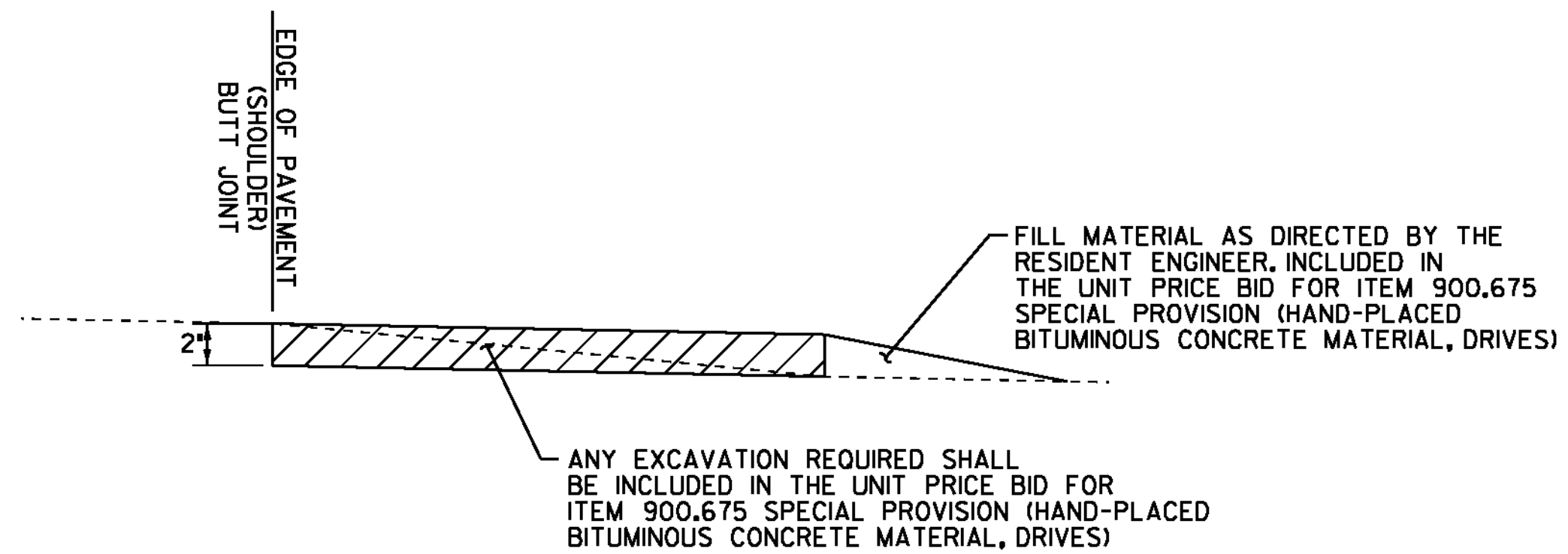
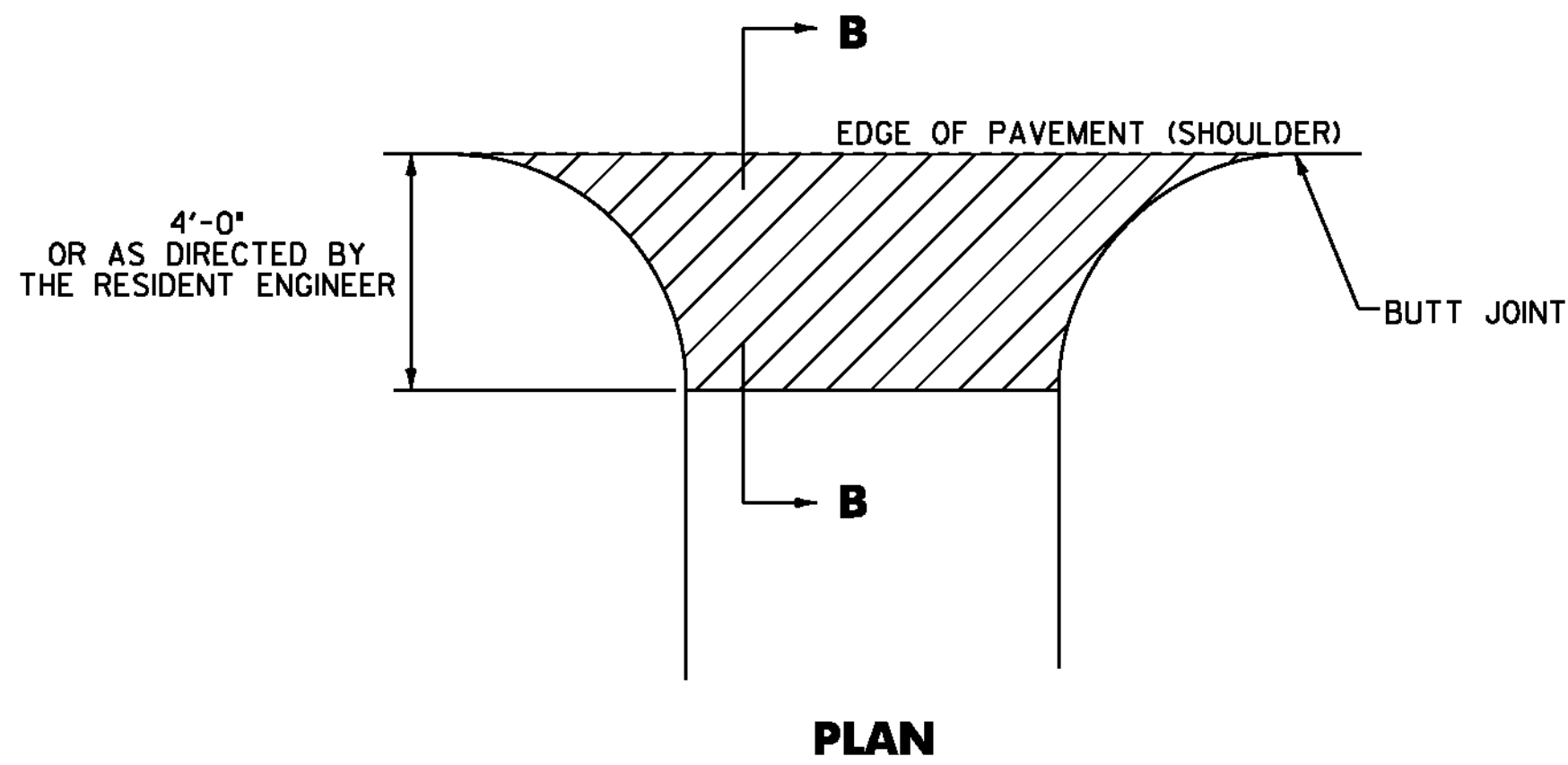


**SECTION A-A**  
**HANDWORK DETAILS FOR PAVED DRIVES**




**SECTION B-B**  
**HANDWORK DETAILS FOR GRAVEL DRIVES**

STATION	POSITION	QUANTITY (SY)
<b>MONTPELIER JCT. STATE HIGHWAY</b>		
4+41	LT	31
7+16	LT	39
20+91	LT	92
23+09	LT	36
24+75	LT	14
26+93	RT	16
27+03	LT	8
28+40	LT	16
28+75	RT	16
29+47	LT	39
30+84	LT	41
SUBTOTAL		348
ROUNDING		2
TOTAL		350

**NOTES:**

- PAVING LIFT SHALL BE A MINIMUM OF 1 1/2" AND A MAXIMUM OF 2".
- THE COST OF PROVIDING AND PLACING SUBBASE MATERIAL, CLEANING EXISTING PAVED SURFACES, INCLUDING POWER EQUIPMENT, AND FOR FILLING JOINTS, CRACKS AND HOLES WILL NOT BE PAID DIRECTLY BUT WILL BE INCLUDED IN THE UNIT PRICE BID FOR ITEM 900.675 SPECIAL PROVISION (HAND-PLACED BITUMINOUS CONCRETE MATERIAL, DRIVES).
- EXCAVATION NEEDED TO ACHIEVE PROPER DRIVE SLOPES WILL NOT BE PAID DIRECTLY BUT WILL BE INCLUDED IN THE UNIT PRICE BID FOR ITEM 900.675 SPECIAL PROVISION (HAND-PLACED BITUMINOUS CONCRETE MATERIAL, DRIVES).

**LEGEND**

 ITEM 900.675 SPECIAL PROVISION (HAND-PLACED BITUMINOUS CONCRETE MATERIAL, DRIVES)

NOT TO SCALE

<b>DRIVE DETAIL SHEET</b>	PROJECT NAME: MONTPELIER	
	PROJECT NUMBER: STP 2902(1)	
	FILE NAME: p09b318.dgn	PLOT DATE: 31-MAY-2011
	PROJECT LEADER: JLL	DRAWN BY: STANTEC
	DESIGNED BY: STANTEC	CHECKED BY: STANTEC
	IPARM FILE: p09b318ds.i	SHEET 67 OF 79