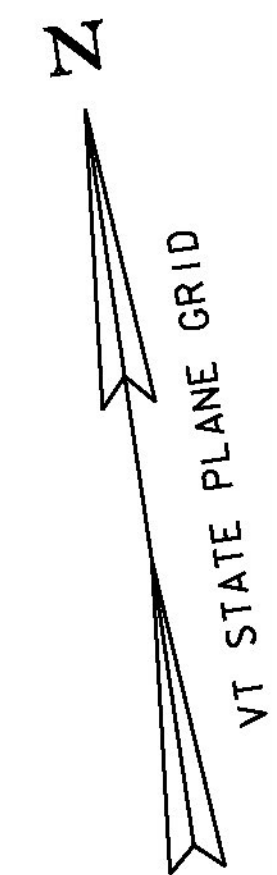
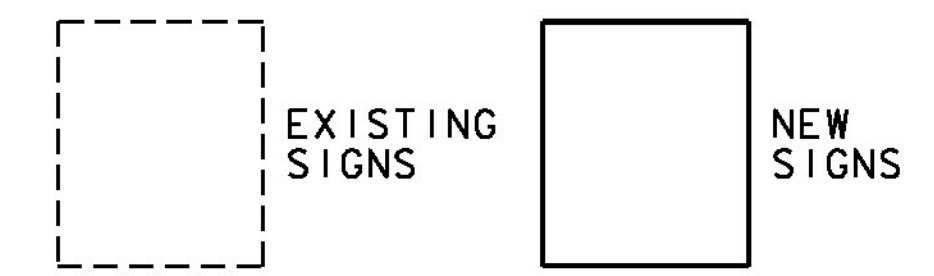


4" DOUBLE YELLOW LINE
 STA 270+50.00 TO 271+90.00 (CL)
 STA 272+40.00 TO 274+25.00 (CL)

4" WHITE LINE
 STA 270+50.00 TO 274+25.00 LT
 STA 270+50.00 ML TO STA 275+35.00 TH55 RT
 STA 275+35.00 TH55 TO STA 274+25.00 ML RT



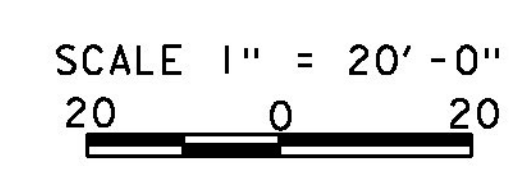
SIGN LEGEND
 N = NEW
 R = REMOVE



PROJECT NAME: WALDEN
 PROJECT NUMBER: BRF 030-3(5)

FILE NAME: s09b308_signs.dgn
 PROJECT LEADER: C. CARLSON
 DESIGNED BY: H. SALLS
 TRAFFIC SIGNS & PAVEMENT MARKINGS

PLOT DATE: 05-DEC-2014
 DRAWN BY: R. PELLETT
 CHECKED BY: H. SALLS
 SHEET 19 OF 56



TRAFFIC SIGNS & PAVEMENT MARKINGS