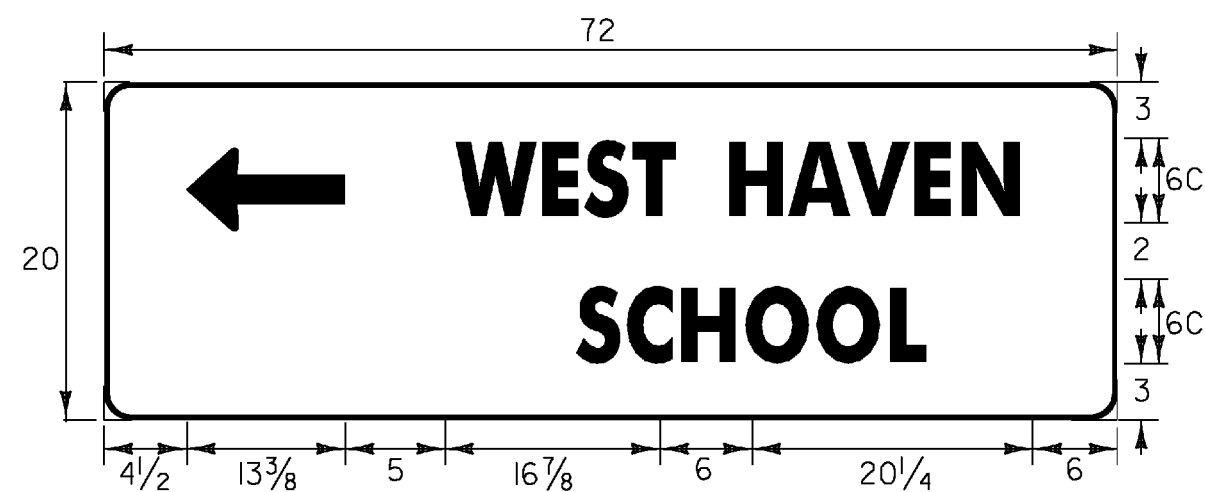
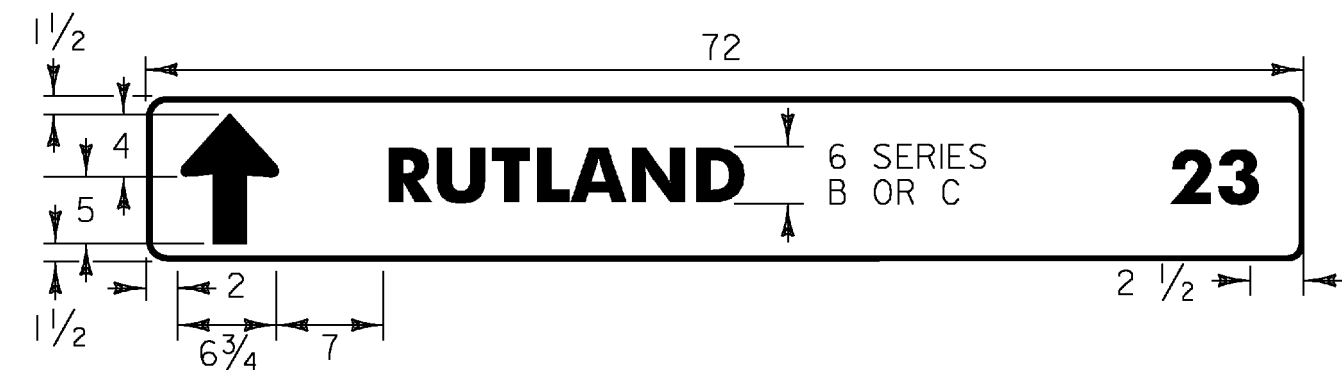




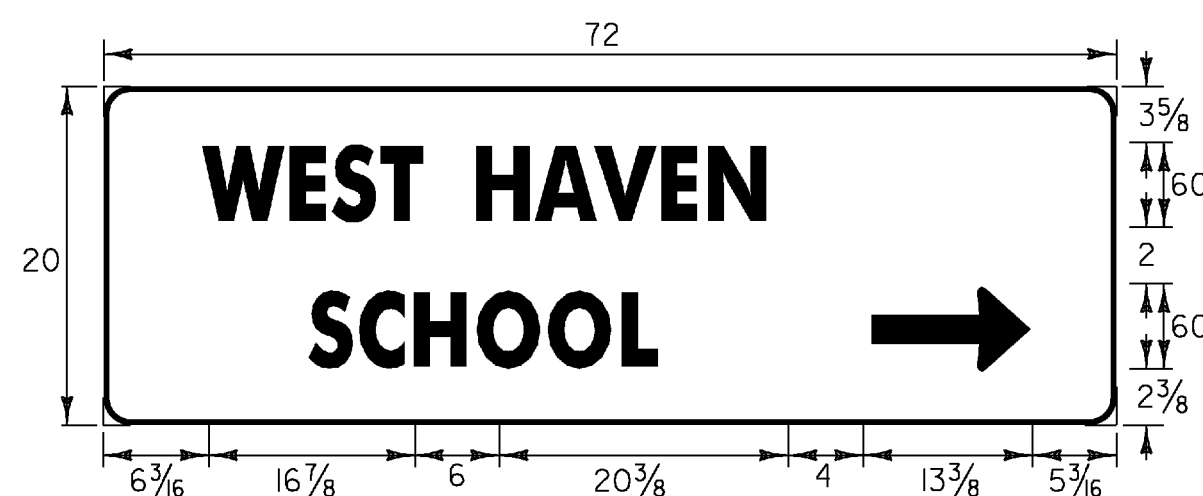
D1-1



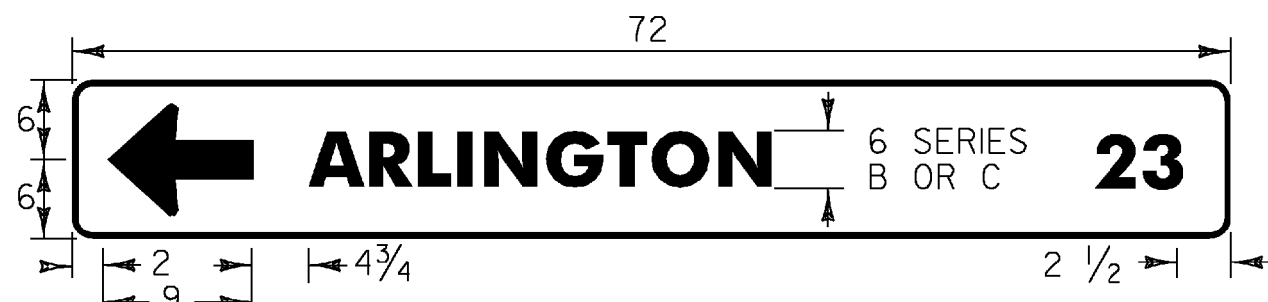
D1-2 (L)



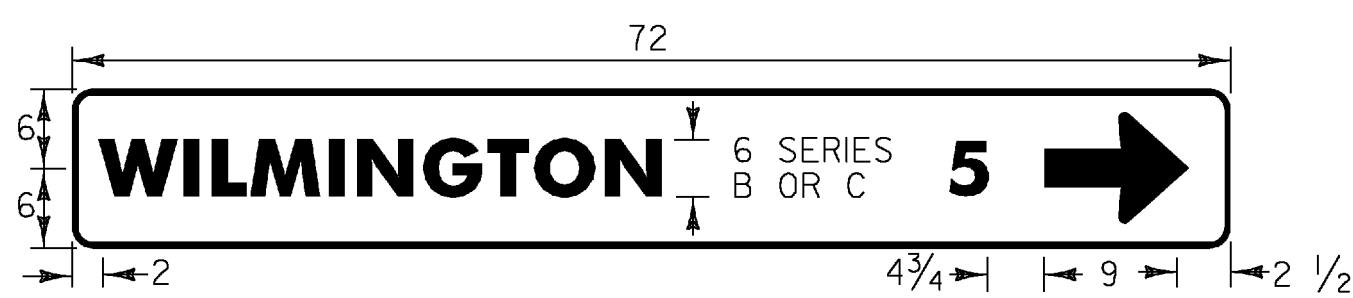
D1-1A



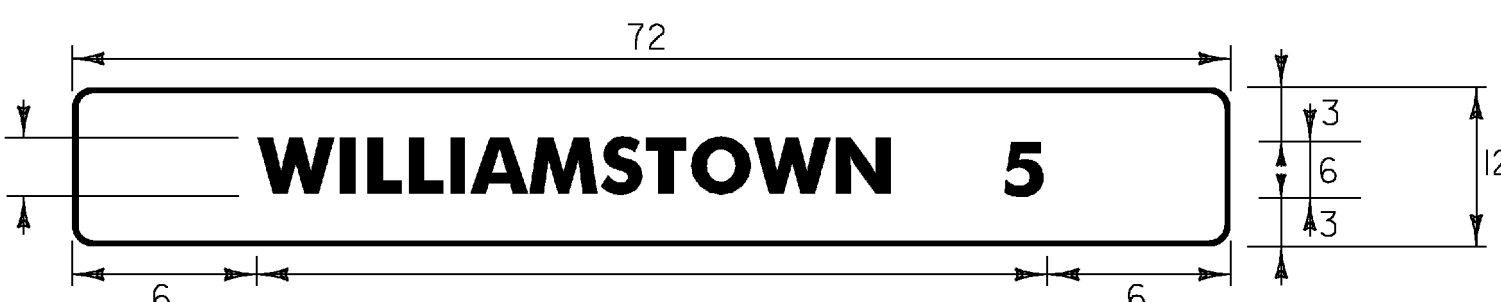
D1-2 (R)



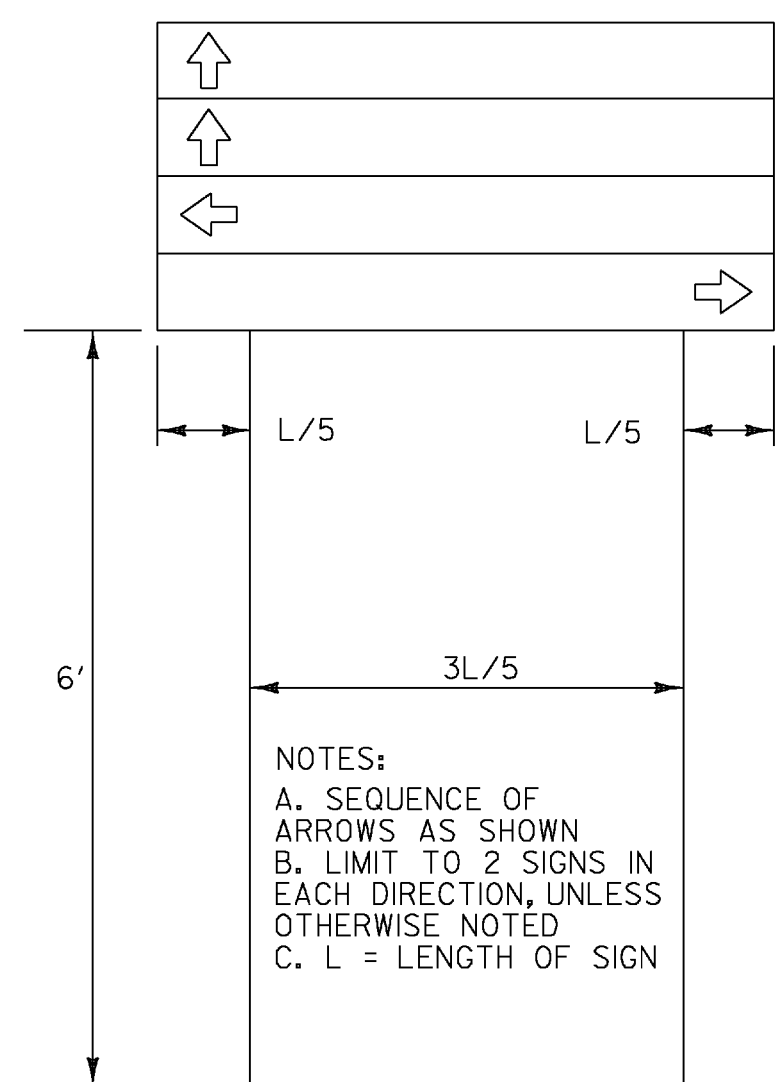
D1-1A



D1-1A

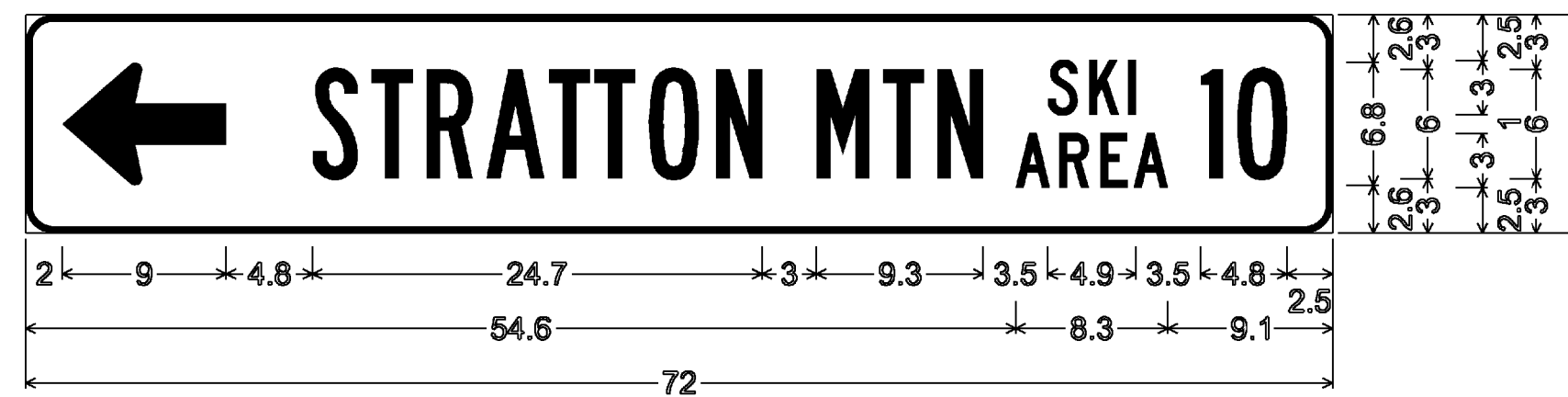


D2-1



DESTINATION ASSEMBLY

NOTES:
 A. SEQUENCE OF ARROWS AS SHOWN
 B. LIMIT TO 2 SIGNS IN EACH DIRECTION, UNLESS OTHERWISE NOTED
 C. L = LENGTH OF SIGN



1.5" Radius, 0.4" Border, White on Green;
 Standard Arrow Custom 9.0" X 6.8" 180°; "STRATTON MTN" B specified length;
 "SKI" C; "AREA" C; "10" B specified length;

D1-1A



1.5" Radius, 0.4" Border, White on Green;
 Standard Arrow Custom 9.0" X 6.8" 180°; "HAYSTACK" B; "SKI" C; "AREA" C; "3" C;

D1-1A




1.5" Radius, 0.4" Border, White on Green;
 Standard Arrow Custom 9.0" X 6.8" 90°; "MOUNT SNOW" B 90% spacing; "SKI" C;
 "AREA" C; "7" C;

D1-1A



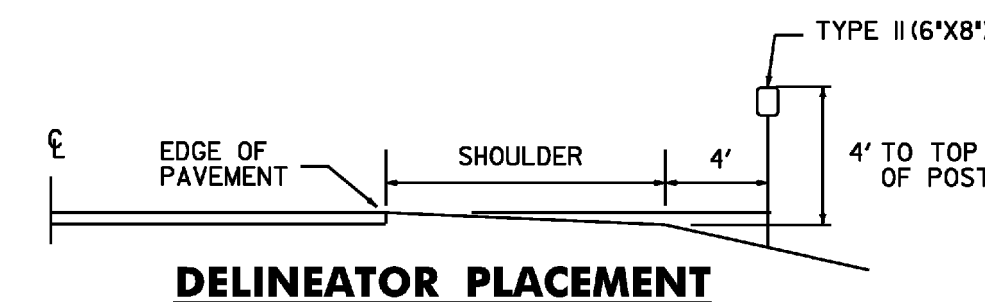
1.5" Radius, 0.4" Border, White on Green;
 Arrow Custom - 9.0" 135°;
 "GREENFIELD," B " " C "MA" B " " C "26" B specified length;

D1-1A

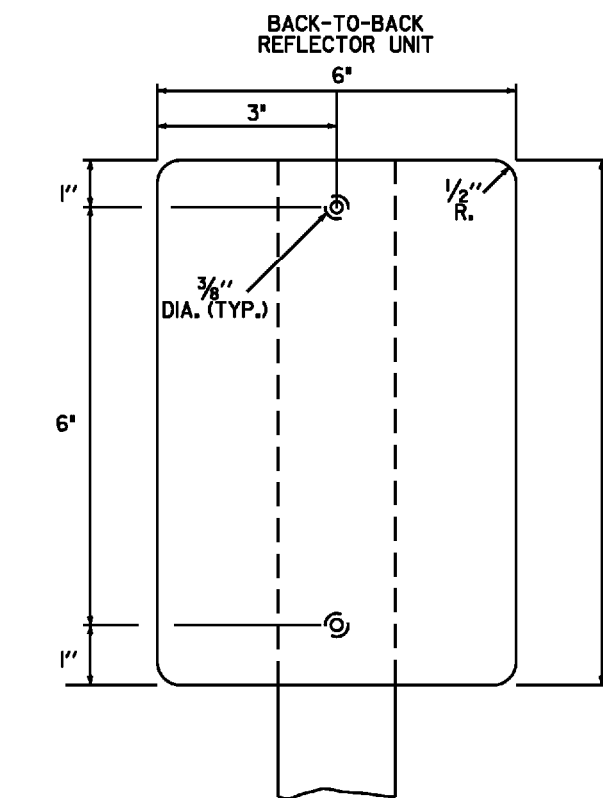


1.5" Radius, 0.4" Border, White on Green;
 "LAKE WILLOUGHBY" B specified length; "9" B;
 Standard Arrow Custom 9.0" X 6.0" 45°;

D1-1A



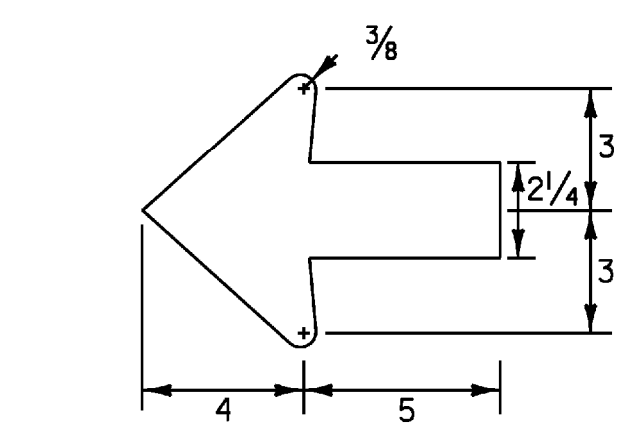
DELINEATOR PLACEMENT



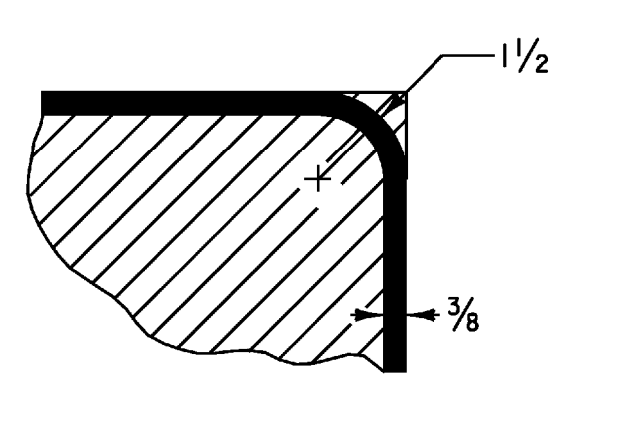
TYPE II (6"X8")

DELINEATORS WITH RETROREFLECTIVE SHEETING

MATERIAL FOR RETROREFLECTIVE SHEETING FOR DELINEATORS SHALL BE A 0.063" ALUMINUM BACKING WITH A WHITE ASTM TYPE III OR TYPE IV.



STANDARD ARROW



BORDER DETAIL

**STANDARD DESTINATION SIGN NOTES
 D1-1, D1-1A, D1-2, D2-1**

- ALL SIGNS SHALL BE IN ACCORDANCE WITH THE MUTCD AND THE "STANDARD HIGHWAY SIGNS" BOOK (SHS) PUBLISHED BY THE FEDERAL HIGHWAY ADMINISTRATION (FHWA).
- THE SIGN BASE MATERIAL FOR STANDARD DESTINATION SIGNS SHALL BE HIGH DENSITY OVERLAYED PLYWOOD 3/8 INCH THICK OR FLAT SHEET ALUMINUM 1/8 INCH THICK.
- THE DESTINATION SIGNS SHOWN ON THIS SHEET SHALL HAVE WHITE RETROREFLECTIVE ASTM TYPE III TEXT, ARROWS AND BORDERS ON A GREEN RETROREFLECTIVE ASTM TYPE III BACKGROUND. THE COLORS SHALL CONFORM WITH THE COLORS ADOPTED BY AASHTO AND APPROVED BY THE FHWA.
- MULTIPLE ASSEMBLIES SHALL USE THE SAME SIZE THROUGHOUT. DO NOT MIX AND MATCH OLDER SIGN SIZES WITH NEW SIGN HEIGHTS AND WIDTHS.
- ALL DIMENSIONS SHOWN IN INCHES UNLESS OTHERWISE NOTED.

PROJECT NAME:	MORETOWN - NEWPORT TOWN
PROJECT NUMBER:	STPG SIGN (28)
FILE NAME:	09B060_TS.DGN
PROJECT LEADER:	N. AVERY
DESIGNED BY:	N. AVERY
SIGN DETAILS I	
PLOT DATE:	30-SEP-2009
DRAWN BY:	N. AVERY
CHECKED BY:	A. GAMBLE
SHEET	5 OF 166