

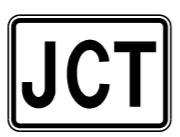











DIRECTION	MILEPOINT	LOCATION CODE	SIGN CODE	WIDTH (IN)	HEIGHT (IN)	SHEET REMARKS	SIGN LEGEND	NEW SIGNS		EXISTING SIGNS				EXISTING POST		NUMBER OF NEW POSTS	SQUARE STEEL (in)			TUBULAR STEEL 0 (in)				SIGN FRAME REQUIRED	REMARKS	SIGN DETAIL			
								"A"	"B"	RETAIN	SALVAGE FROM	SALVAGE TO	REMOVE	RETAIN	REMOVE		1.75	2.0	2.5	FOUNDATION	3.0	3.5	4.0			5.0	DETAIL IN SHS	DETAIL ON SHEET NUMBER	DETAIL ON STD. SHEET NUMBER
WHITINGHAM	0.245	F																					REMOVE SIGN AND POST.						
																							REMOVE SIGN.						
SB	0.191	F																					REMOVE AND RELOCATE SIGNS TO SB MM 0.467. RETAIN POST.						
																													
SB	0.191	F	WI-2R	30	30	FY		6.25															INSTALL LARGER SIGN ON EXISTING POST.						
SB	0.191	F	WI3-1	24	24	FY		4.00															INSTALL LARGER SIGN ON EXISTING POST.						
																							RETAIN MM.						
SB	0.167	F																					INSTALL SALVAGED SIGN.						
																							INSTALL SALVAGED SIGN.						
SB	0.117	F	WI-IMDL	36	36	FY		9.00							2								INSTALL NEW SIGN ON TWO POSTS.						
								4.00															INSTALL NEW SIGN ON ONE POST.						
SB	0.111	F																					REMOVE SIGN AND POST.						
<b>SIGN SUMMARY SHEET</b>							<b>SHEET TOTALS</b>	23.25	0	0	2	2	3	0	0	0		43											
								SF	SF	EA.	EA.	EA.	EA.	EA.	EA.	EA.	EA.		FT										
<b>VERMONT AGENCY OF TRANSPORTATION</b>							<b>TOWN TOTALS</b>																						

TO BOOK #1  
PAGE 36

TO BOOK #1  
PAGE 52

TO BOOK #1  
PAGE 48

TO BOOK #1  
PAGE 42

PROJECT NAME: HALIFAX-WHITINGHAM VT 112  
PROJECT NUMBER: STP SIGN (26)  
FILE NAME: 09b034\_TS.DGN  
PROJECT LEADER: N. AVERY  
DESIGNED BY: M. MILLER  
HALIFAX-WHITINGHAM SHEET 1

PLOT DATE: 19-NOV-2012  
DRAWN BY: I. SHEA  
CHECKED BY: S. MENARD  
SHEET 44A OF 46