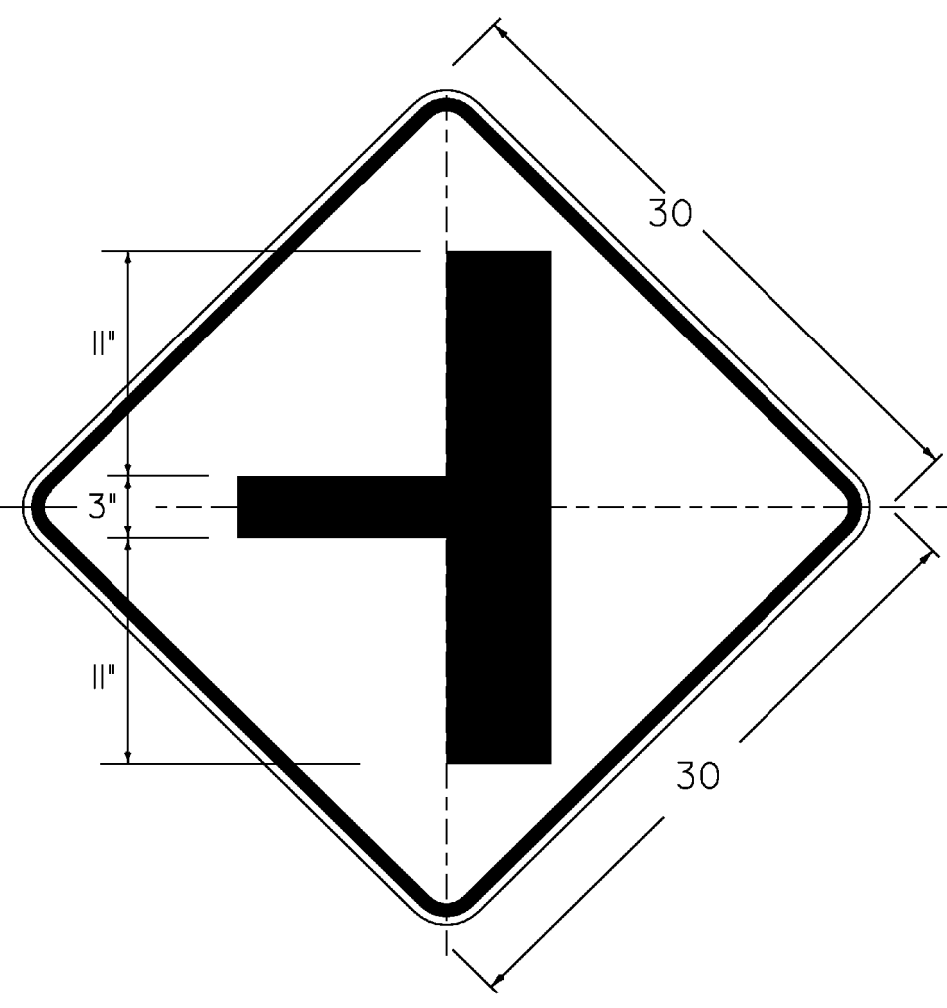


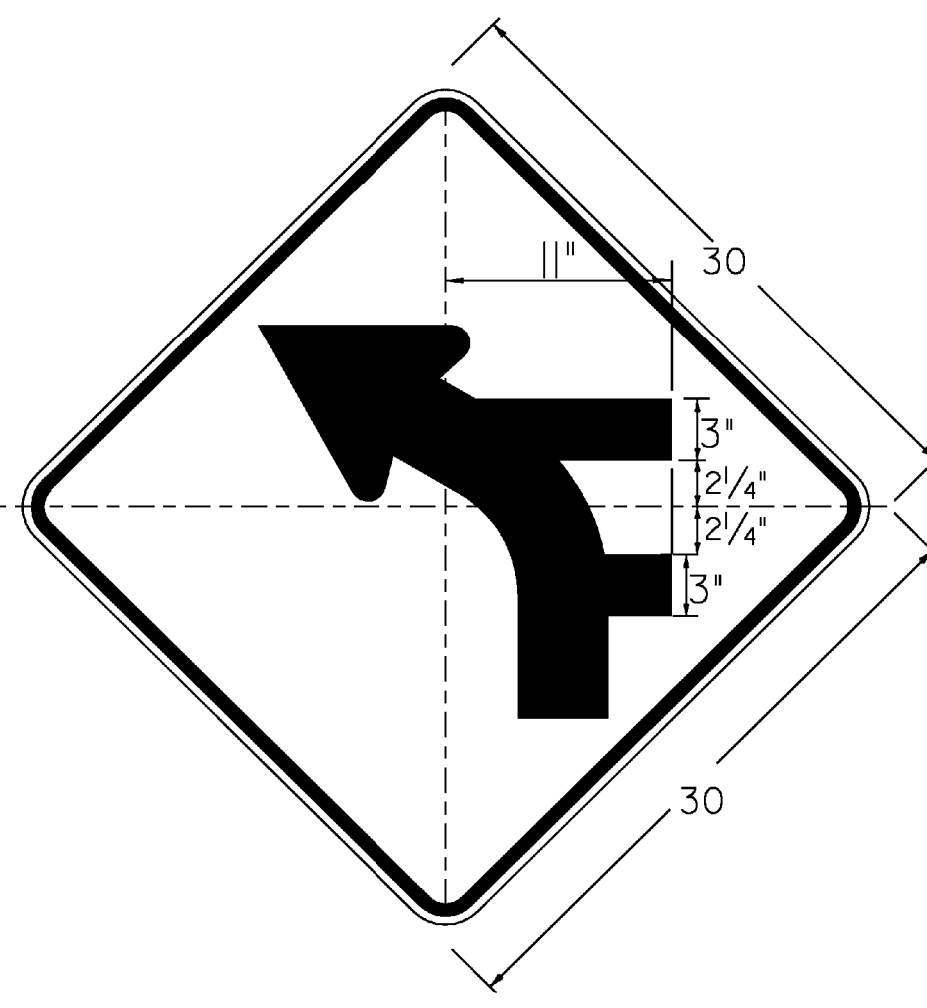
W1-1Md L(R)

DIMENSIONS NOT SHOWN
FOR THIS DETAIL SHALL CONFORM
TO THE LATEST EDITION OF THE 2003 MUTCD
FOR SIGN DETAIL W1-1.
UNLESS OTHERWISE NOTED FOR THIS DETAIL



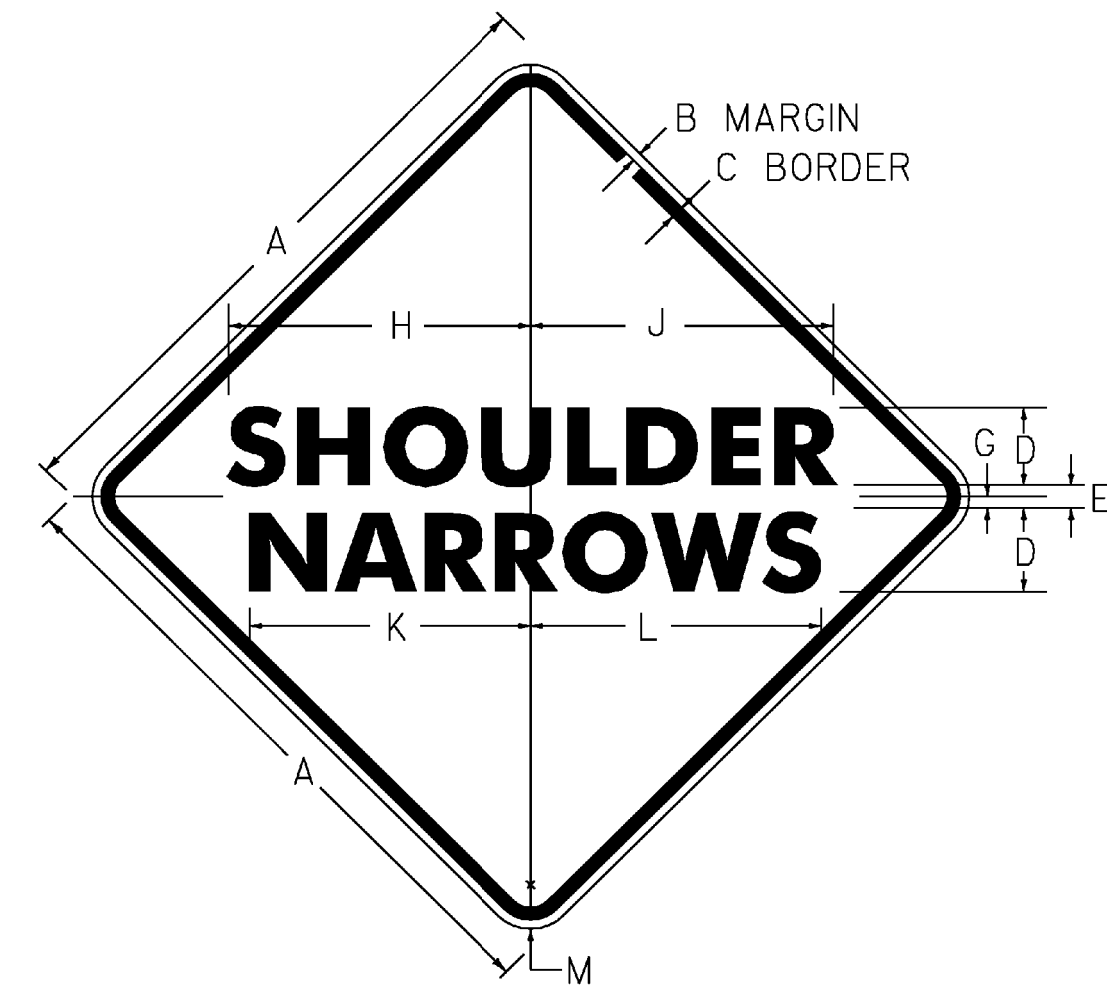
W2-2Ma L(R)

DIMENSIONS NOT SHOWN
FOR THIS DETAIL SHALL CONFORM
TO THE LATEST EDITION OF THE 2003 MUTCD
FOR SIGN DETAIL W2-2.
UNLESS OTHERWISE NOTED FOR THIS DETAIL



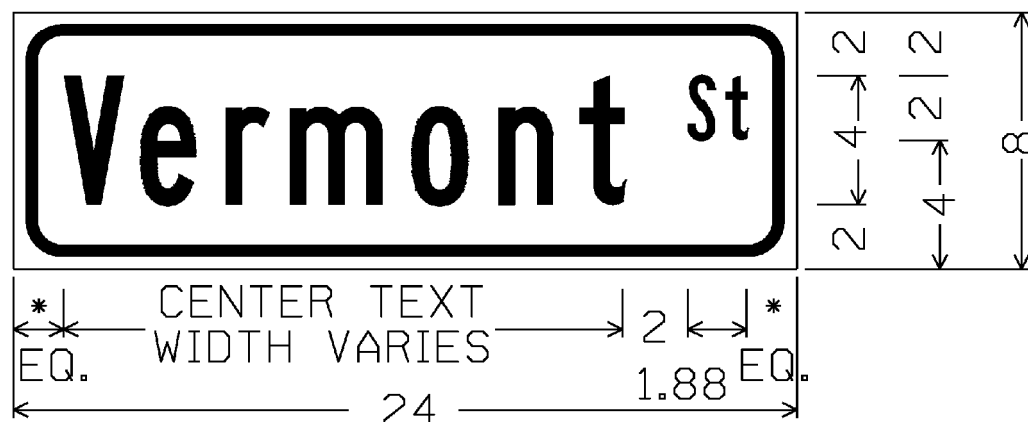
W1-2Me L(R)

DIMENSIONS NOT SHOWN
FOR THIS DETAIL SHALL CONFORM
TO THE LATEST EDITION OF THE 2003 MUTCD
FOR SIGN DETAIL W1-2.
UNLESS OTHERWISE NOTED FOR THIS DETAIL



VW-619
COLORS: LEGEND - BLACK
BACKGROUND - YELLOW

SIGN	DIMENSIONS (INCHES)											
	A	B	C	D	E	F	G	H	J	K	L	M
MIN & STD.	36	5/8	7/8	5C	3	6D	1	13 1/16	13 1/16	17 5/8	18 1/4	2 1/4
EXPWY.	48	3/4	1 1/4	7D	3 1/2	7D	1	23 3/16	23 7/8	21 1/2	2 1/16	3



1.5" RADIUS, 0.375" BORDER, 0.375" INDENT
COLORS: LEGEND - BLACK
BACKGROUND - YELLOW
TEXT STYLE: B

* LATERAL SPACING TO OUTSIDE OF PANEL
SHALL BE A MINIMUM OF 1.5"

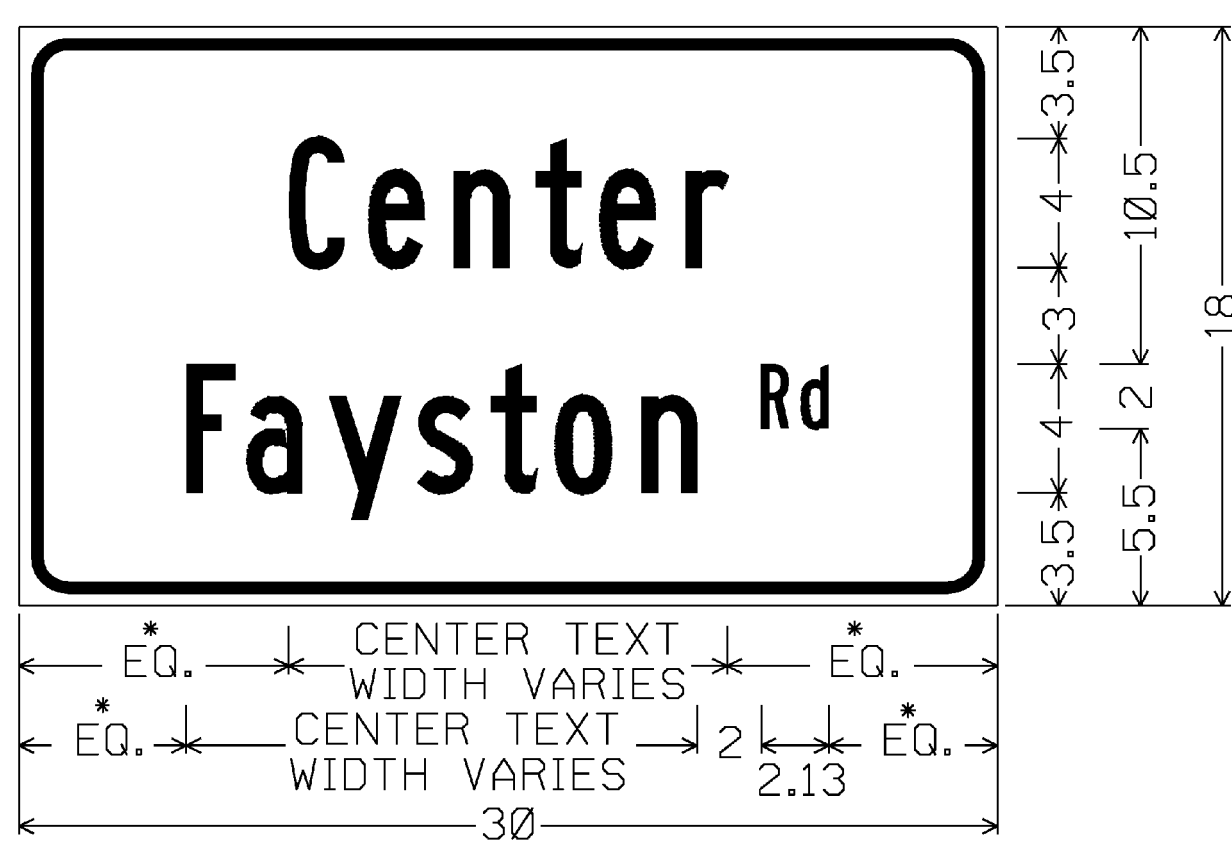
W16-8



1.5" RADIUS, 0.375" BORDER, 0.375" INDENT
COLORS: LEGEND - BLACK
BACKGROUND - YELLOW
TEXT STYLE: B

* LATERAL SPACING TO OUTSIDE OF PANEL
SHALL BE A MINIMUM OF 1.5"


W16-8



1.5" RADIUS, 0.375" BORDER, 0.375" INDENT
COLORS: LEGEND - BLACK
BACKGROUND - YELLOW
TEXT STYLE: B

* LATERAL SPACING TO OUTSIDE OF PANEL
SHALL BE A MINIMUM OF 1.5"

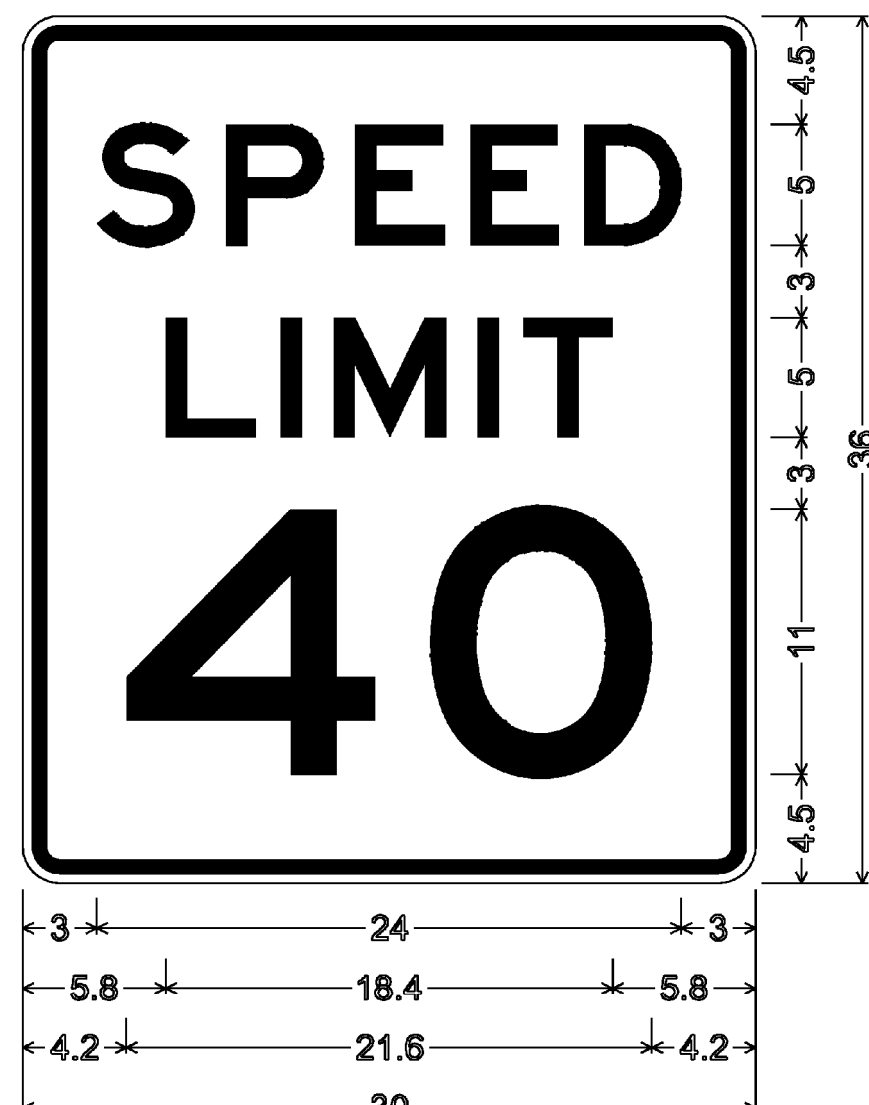
W16-8



3" RADIUS, 0.75" BORDER, 0.50" INDENT
COLORS: LEGEND - BLACK
BACKGROUND - YELLOW
TEXT STYLE: D; STANDARD ARROW CUSTOM 6" WIDE X 4" HIGH

* LATERAL SPACING TO OUTSIDE OF PANEL
SHALL BE A MINIMUM OF 3"

W16-8a



1.5" RADIUS, 0.625" BORDER, 0.375" INDENT
COLORS: LEGEND - BLACK
BACKGROUND - WHITE
TEXT STYLE: "SPEED" E; "LIMIT" E; "40" E

R2-1



1.5" RADIUS, 0.625" BORDER, 0.375" INDENT
COLORS: LEGEND - BLACK
BACKGROUND - WHITE
TEXT STYLE: "UNLESS" C; "OTHERWISE" C;
"POSTED" C

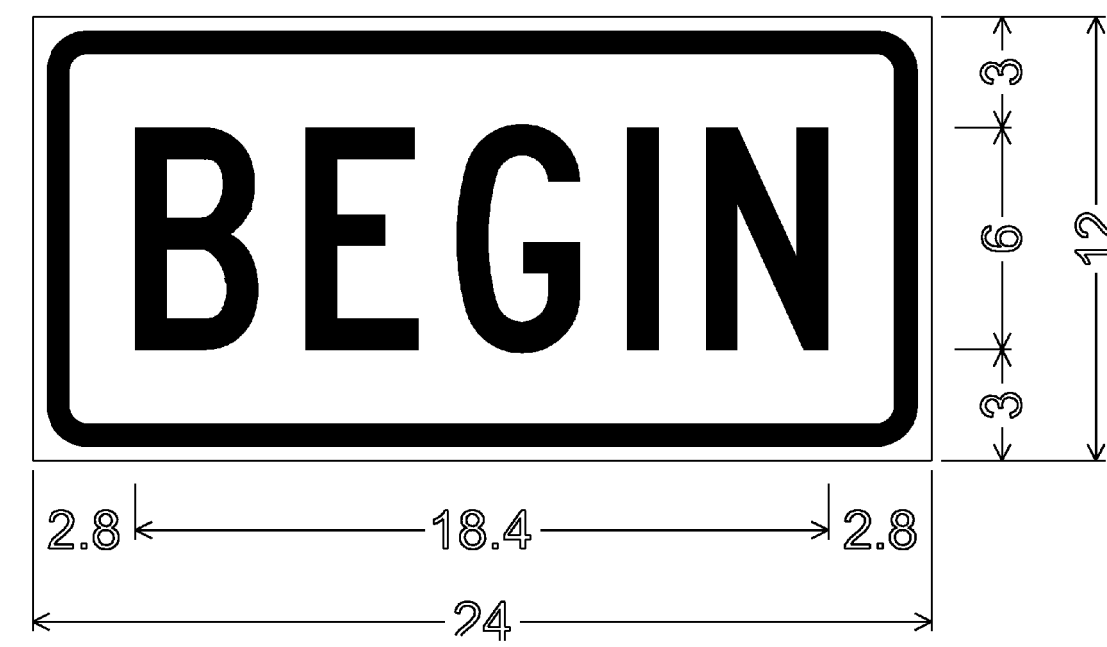
VR-208



*REDUCE SPACING 50 %

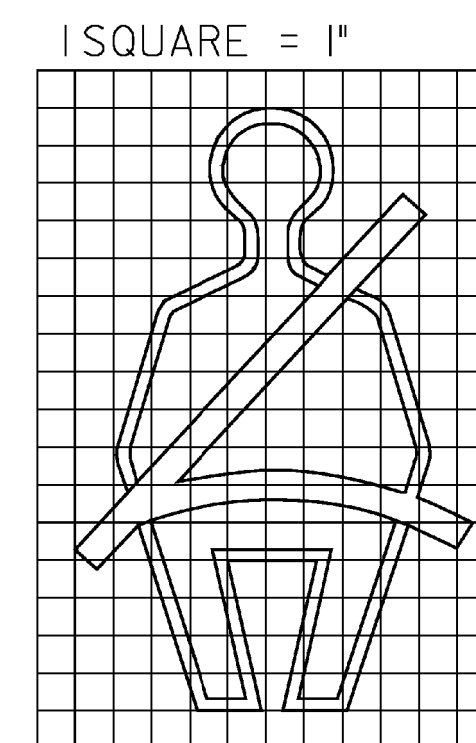
COLORS: LEGEND - BLACK
BACKGROUND - WHITE

VR-655



1.5" RADIUS, 0.625" BORDER, 0.375" INDENT
COLORS: LEGEND - RED
BACKGROUND - WHITE
TEXT STYLE: "BEGIN" C

VR-644p



1.5" RADIUS, 0.625" BORDER, 0.375" INDENT
COLORS: LEGEND - BLACK
BACKGROUND - WHITE
TEXT STYLE: "SAFETY BELTS" B SPECIFIED LENGTH
"REQUIRED" C
SYMBOL: 16" HIGH R0015

VR-601

PROJECT NAME: HALIFAX - WHITINGHAM

PROJECT NUMBER: STPG SIGN (26)

FILE NAME: 09b034_TS.DGN
PROJECT LEADER: N. AVERY
DESIGNED BY: N. AVERY
SIGN DETAILS 2

PLOT DATE: 23-JUN-2009
DRAWN BY: N. AVERY
CHECKED BY: A. GAMBLE
SHEET 6 OF 46