DIRECTION	MILEPOINT	LOCATION CODE (SHEET 2)	SIGN CODE	WIDTH (IN)	HEIGHT (IN)	SHEETING REMARKS	SIGN LEGEND	NEW SIGNS "A"	NEW SIGNS "B"	EXISTING SIGNS RETAIN	EXISTING SIGNS SALVAGE FROM	EXISTING SIGNS SALVAGE TO	EXISTING SIGNS REMOVE	EXIST POST RETAIN	EXIST POST REMOVE	NUMBER OF NEW POSTS	SQUARE STEEL (IN) 1.75 (LB / FT) 1.88	SQUARE STEEL (IN) 2.00 (LB / FT) 2.42	SQUARE STEEL (IN) 2.50 (LB / FT) 3.35	FOUNDATION	TUBULAR STEEL Ø (IN) 3.00 (LB / FT) 7.60	TUBULAR STEEL Ø (IN) 3.50 (LB / FT) 9.00	TUBULAR STEEL Ø (IN) 4.00 (LB / FT) 10.80	TUBULAR STEEL Ø (IN) 5.00 (LB / FT) 14.60	SIGN FRAME REQUIRED	REMARKS	SIGN DETAIL: DETAIL IN SHS	SIGN DETAIL: DETAIL ON SHEET NUMBER	SIGN DETAIL: DETAIL ON STD SHEET NUMBER
CHELSEA		**VT 110**					FY-FLUORESCENT YELLOW FYG-FLUORESCENT YELLOW GREEN																		"SHS"-STANDARD HIGHWAY SIGNS			
		A	W1-8	18	24			3.00								1		X								X		
NB	2.255	B	W1-8	18	24								1		X													
		B	W1-8	18	24			3.00								1		X								X		
NB	2.264	B	W1-8	18	24								1		X													
		B	W1-8	18	24			3.00								1		X								X		
NB	2.274	A	W1-8	18	24								1		X													
		A	W1-8	18	24			3.00								1		X								X		
NB	2.275	B	W1-8	18	24								1		X													
		B	W1-8	18	24			3.00								1		X								X		
NB	2.294	A	W11-2YG	30	30		PEDESTRIAN			1				X														
		A	W16-9YG	24	10		AHEAD			1																		
NB	2.414	A	R2-5A	24	30		REDUCED SPEED AHEAD						1		X													
		A	W3-5	36	36			9.00								2		X								X		
NB	2.460	A	VD-018	30	18								1		X													
		A	VD-018	30	18			3.75								1		X										E-128B
							SHEET TOTALS	27.75	0.00	2	0	0	6	0	0	8		120										
								SF	SF	EA	EA	EA	EA	EA	EA	EA		FT										
							TOWN TOTALS	539.5	0.0	59.0	5.0	5.0	107	0.0	0.0	96		1440.0										

SIGN SUMMARY SHEET

VERMONT AGENCY OF TRANSPORTATION

PROJECT NAME: Royalton-Barre Town VT110
PROJECT NUMBER: STPG SIGN(23)

FILE NAME: Chelsea.xls
PROJECT MANAGER: N. Avery
DESIGNED BY: D. Crossley
CHELSEA SHEET 4

PLOT DATE: 6/15/2009
DRAWN BY: T. Guazzoni
CHECKED BY: S. Menard
SHEET 38 OF 80