










DIRECTION	MILEPOINT	LOCATION CODE (SHEET 2)	SIGN CODE	WIDTH (IN)	HEIGHT (IN)	SHEETING REMARKS	SIGN LEGEND	NEW SIGNS		EXISTING SIGNS				EXIST POST		NUMBER OF NEW POSTS	SQUARE STEEL (IN)			TUBULAR STEEL Ø (IN)				SIGN FRAME REQUIRED	REMARKS	SIGN DETAIL			
								"A"	"B"	RETAIN	SALVAGE FROM	SALVAGE TO	REMOVE	RETAIN	REMOVE		1.75	2.00	2.50	FOUNDATION	3.00	3.50	4.00			5.00	DETAIL IN SHS	DETAIL ON SHEET NUMBER	DETAIL ON STD SHEET NUMBER
																	(LB / FT)				(LB / FT)								
E MONTPELIER VT 14							FY-FLUORESCENT YELLOW FYG-FLUORESCENT YELLOW GREEN															"SHS"-STANDARD HIGHWAY SIGNS							
		C	VR-017	24	30			5.00							1	X							TH 52, EAST HILL RD			E-141			
NB	1.275	D	R1-1	30	30								1			X													
		D	R1-1	30	30			6.25							1	X							TH 52, EAST HILL RD	X					
NB	1.460	A	W1-2L	30	30		LEFT CURVE W/SIDE RDS						1			X													
		A	W13-1	18	18		35 MPH PLAQUE						1																
NB	1.505	A	W1-10L	30	30			6.25							1	X							INSTALL 250 FT +/- NORTH OF EXISTING	X					
		A	W16-8	24	8			1.33															FAIR RD		7				
NB	1.545	B	W1-8R	18	24							1				X													
		A	W1-8L	24	30	FY		5.00							1	X							INSTALL ON SEPARATE POSTS 5 FEET APART	X					
		B	W1-8R	24	30	FY		5.00							1	X													
NB	1.565	B	W1-8R	18	24							1				X													
		A	W1-8L	24	30	FY		5.00							1	X							INSTALL ON SEPARATE POSTS 5 FEET APART	X					
		B	W1-8R	24	30	FY		5.00							1	X													
NB	1.580	D	R1-1	24	24							1				X													
		D	R1-1	30	30			6.25							1	X							TH 51, FAIR RD	X					
SIGN SUMMARY SHEET							SHEET TOTALS	45.08	0.00	0	0	0	6	0	0	8	120							PROJECT NAME: Hartford-East Montpelier VT14					
VERMONT AGENCY OF TRANSPORTATION							TOWN TOTALS	803.2	0.0	27.0	3.0	3.0	149	0.0	0.0	132	1980.0							PROJECT NUMBER: STPG SIGN(21)					
																							FILE NAME: East Montpelier.xls						
																							DESIGNED BY: M. Miller						
																							DESIGNED BY: N. Avery						
																							CHECKED BY: S. Menard						
																							PLOT DATE: 6/18/2009						
																							DRAWN BY: T. Guazzoni						
																							CHECKED BY: S. Menard						
																							SHEET 137 OF 162						