







| DIRECTION | MILEPOINT | LOCATION CODE (SHEET 2) | SIGN CODE | WIDTH (IN) | HEIGHT (IN) | SHEETING REMARKS | SIGN LEGEND | NEW SIGNS | | EXISTING SIGNS | | | | EXIST POST | | NUMBER OF NEW POSTS | SQUARE STEEL (IN) | | | TUBULAR STEEL Ø (IN) | | | | SIGN FRAME REQUIRED | REMARKS | SIGN DETAIL | | | |
|----------------------------------|-----------|-------------------------|-----------|------------|-------------|------------------|---|-----------|------|----------------|--------------|------------|--------|------------|--------|---------------------|-------------------|------|------|----------------------|-----------|------|---------------------------------|--|---------|-------------|---------------|------------------------|----------------------------|
| | | | | | | | | "A" | "B" | RETAIN | SALVAGE FROM | SALVAGE TO | REMOVE | RETAIN | REMOVE | | 1.75 | 2.00 | 2.50 | FOUNDATION | 3.00 | 3.50 | 4.00 | | | 5.00 | DETAIL IN SHS | DETAIL ON SHEET NUMBER | DETAIL ON STD SHEET NUMBER |
| | | | | | | | | | | | | | | | | | (LB / FT) | | | | (LB / FT) | | | | | | | | |
| RANDOLPH VT 14 | | | | | | | FY-FLUORESCENT YELLOW FYG-FLUORESCENT YELLOW GREEN | | | | | | | | | | | | | | | | "SHS"-STANDARD HIGHWAY SIGNS | | | | | | |
| SB | 4.230 | F | R1-1 | 30 | 30 | |  | | | | | | | | | | | | | | | | | | | | | | |
| | | F | R1-1 | 30 | 30 | | | 6.25 | | | | | | | | | | | | | | | | | X | | | | |
| SB | 4.200 | F | W2-2R | 30 | 30 | | RIGHT SIDE ROAD | | | | | | | | | | | | | | | | | | | | | | |
| SB | 4.113 | G | VR-017 | 24 | 24 | |  | | | | | | | | | | | | | | | | | | | | | | |
| | | G | VR-017 | 24 | 30 | | | 5.00 | | | | | | | | | | | | | | | | | | E-141 | | | |
| SB | 4.105 | H | R1-1 | 24 | 24 | |  | | | | | | | | | | | | | | | | | | | | | | |
| | | H | R1-1 | 30 | 30 | | | 6.25 | | | | | | | | | | | | | | | | | X | | | | |
| SB | 4.055 | F | R2-1 | 24 | 30 | | SPEED LIMIT 50 | | | 1 | | | | | | | | | | | | | | | | | | | |
| SB | 4.020 | F | W1-4R | 30 | 30 | | RIGHT REVERSE CURVE | | | | | | | | | | | | | | | | | | | | | | |
| SB | 3.980 | F | VW-060 | 30 | 30 | | HIDDEN DRIVES | | | | | | | | | | | | | | | | | | | | | | |
| | | F | W1-4R | 30 | 30 | |  | 6.25 | | | | | | | | | | | | | | | | | X | | | | |
| | | F | VW-060 | 30 | 30 | |  | 6.25 | | | | | | | | | | | | | | | | | | E-154 | | | |
| SB | 3.696 | G | VR-017 | 24 | 24 | |  | | | | | | | | | | | | | | | | | | | | | | |
| | | G | VR-017 | 24 | 30 | | | 5.00 | | | | | | | | | | | | | | | | | | E-141 | | | |
| SB | 3.688 | H | R1-1 | 24 | 24 | | | | | | | | | | | | | | | | | | | | | | | | |
| SIGN SUMMARY SHEET | | | | | | | SHEET TOTALS | 35.00 | 0.00 | 1 | 0 | 0 | 8 | 0 | 0 | 6 | 90 | | | | | | | PROJECT NAME: Hartford-East Montpelier VT14 | | | | | |
| VERMONT AGENCY OF TRANSPORTATION | | | | | | | TOWN TOTALS | 771.4 | 0.0 | 19.0 | 5.0 | 5.0 | 155 | 0.0 | 0.0 | 130 | 1950.0 | | | | | | | PROJECT NUMBER: STPG SIGN(25) | | | | | |
| | | | | | | | | | | | | | | | | | | | | | | | FILE NAME: Randolph.xls | | | | | | |
| | | | | | | | | | | | | | | | | | | | | | | | PLOT DATE: 6/18/2009 | | | | | | |
| | | | | | | | | | | | | | | | | | | | | | | | DRAWN BY: I. Shea | | | | | | |
| | | | | | | | | | | | | | | | | | | | | | | | DESIGNED BY: D. Crosslev | | | | | | |
| | | | | | | | | | | | | | | | | | | | | | | | CHECKED BY: S. Menard | | | | | | |
| | | | | | | | | | | | | | | | | | | | | | | | SHEET 83 OF 162 | | | | | | |