| DIR | MILEPOINT | LOCATION CODE (SHEET 2) | MUTCD CODE | WIDTH (IN) | HEIGHT (IN) | SHEETING REMARKS | SIGN LEGEND<br>FOR POST LENGTHS AND INSTALLATION DATES SEE ORIGINAL RECORD PLANS | NEW SIGNS "A" | NEW SIGNS "B" | EXISTING SIGNS RETAIN | EXISTING SIGNS SALVAGE FROM | EXISTING SIGNS SALVAGE TO | EXISTING SIGNS REMOVE | EXIST POST RETAIN | EXIST POST REMOVE | NUMBER OF NEW POSTS | SQUARE STEEL (in) 2.00 (LB / FT) 2.16 | SQUARE STEEL (in) 2.00 (LB / FT) 2.42 | SQUARE STEEL (in) 2.50 (LB / FT) 3.35 | FOUNDATION | TUBULAR STEEL Ø (IN) 3.00 (LB / FT) 7.60 | TUBULAR STEEL Ø (IN) 3.50 (LB / FT) 9.00 | TUBULAR STEEL Ø (IN) 4.00 (LB / FT) 10.80 | TUBULAR STEEL Ø (IN) 5.00 (LB / FT) 14.60 | SIGN FRAME REQUIRED | REMARKS | SIGN DETAIL DETAIL IN SHS | SIGN DETAIL DETAIL ON SHEET NUMBER | SIGN DETAIL DETAIL ON STD SHEET NUMBER |
|---|---|---|---|---|---|---|---|---|---|---|---|---|---|---|---|---|---|---|---|---|---|---|---|---|---|---|---|---|---|
| **WINHALL VT11** | | | | | | | "FY"-FLUORESCENT YELLOW<br>"FYG"-FLUORESCENT YELLOW GREEN | | | | | | | | | | | | | | | | | | | "SHS"-STANDARD HIGHWAY SIGNS | | | |
| | | E | W1-8R | 24 | 30 | FY | | 5.00 | | | | | | | | 1 | | X | | | | | | | | | X | | |
| WB | 1.490 | F | W1-8 | 18 | 24 | |  | | | | | | 1 | | X | | | | | | | | | | | | | | |
| WB | 1.490 | E | W1-8 | 18 | 24 | | | | | | | | 1 | | | | | | | | | | | | | | | | |
| | | F | W1-8L | 24 | 30 | FY | 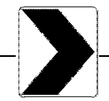 | 5.00 | | | | | | | | 1 | | X | | | | | | | | MOUNT ON SEPARATE POSTS 5 FEET APART | X | | |
| | | E | W1-8R | 24 | 30 | FY | | 5.00 | | | | | | | | 1 | | X | | | | | | | | | X | | |
| WB | 1.448 | G | VR-017 | 24 | 24 | | | | | | | | 1 | | X | | | | | | | | | | | | | | |
| | | G | VR-017 | 24 | 30 | | | 5.00 | | | | | | | | 1 | | X | | | | | | | | TH-33, SNOWFLAKE LANE | | | E-141 |
| WB | 1.452 | H | R1-1 | 24 | 24 | | | | | | 1 | | 2 ~~1~~ | | X | | | | | | | | | | | | | | |
| | | H | R1-1 | 30 | 30 | | | 6.25 | | | | 1 | | | | 1 | | X | | | | | | | | TH-33, SNOWFLAKE LANE | X | | |
| WB | 1.440 | E | W1-8 | 18 | 24 | |  | | | | | | 1 | | X | | | | | | | | | | | | | | |
| | | F | W1-8L | 24 | 30 | FY | | 5.00 | | | | | | | | 1 | | X | | | | | | | | MOUNT ON SEPARATE POSTS 5 FEET APART | X | | |
| | | E | W1-8R | 24 | 30 | FY | | 5.00 | | | | | | | | 1 | | X | | | | | | | | | X | | |
| WB | 1.360 | F | VW-092 | 30 | 30 | | | | | | | | 1 | | X | | | | | | | | | | | | | | |
| | | F | VW-092 | 30 | 30 | | | 6.25 | | | | | | | | 1 | | X | | | | | | | | | | | E-150 |
| WB | 1.242 | G | VR-017 | 24 | 30 | | | | | | | | 1 | | X | | | | | | | | | | | | | | |
| | | | | | | | SHEET TOTALS | 42.50 | 0.00 | 0 | 1 ~~0~~ | 1 ~~0~~ | 8 ~~7~~ | 0 | 0 | 8 | | 120 | | | | | | | | | | | |
| | | | | | | | | SF | SF | EA | EA | EA | EA | EA | EA | EA | | FT | | | | | | | | | | | |
| | | | | | | | TOWN TOTALS | 524.2 | 0.0 | 15.0 | 0.0 | 0.0 | 118 | 2.0 | 2.0 | 76 | | 1140.0 | | | | | | | | | | | |

# SIGN SUMMARY SHEET

VERMONT AGENCY OF TRANSPORTATION

PROJECT NAME: Manchester-Springfield VT11
PROJECT NUMBER: STPG SIGN(25)

FILE NAME: Winhall VT11.xls
PROJECT MANAGER: N. Avery
DESIGNED BY: A. Gamble
WINHALL SHEET 15

PLOT DATE: 4/6/2009
DRAWN BY: T. Guazzoni
CHECKED BY: S. Menard