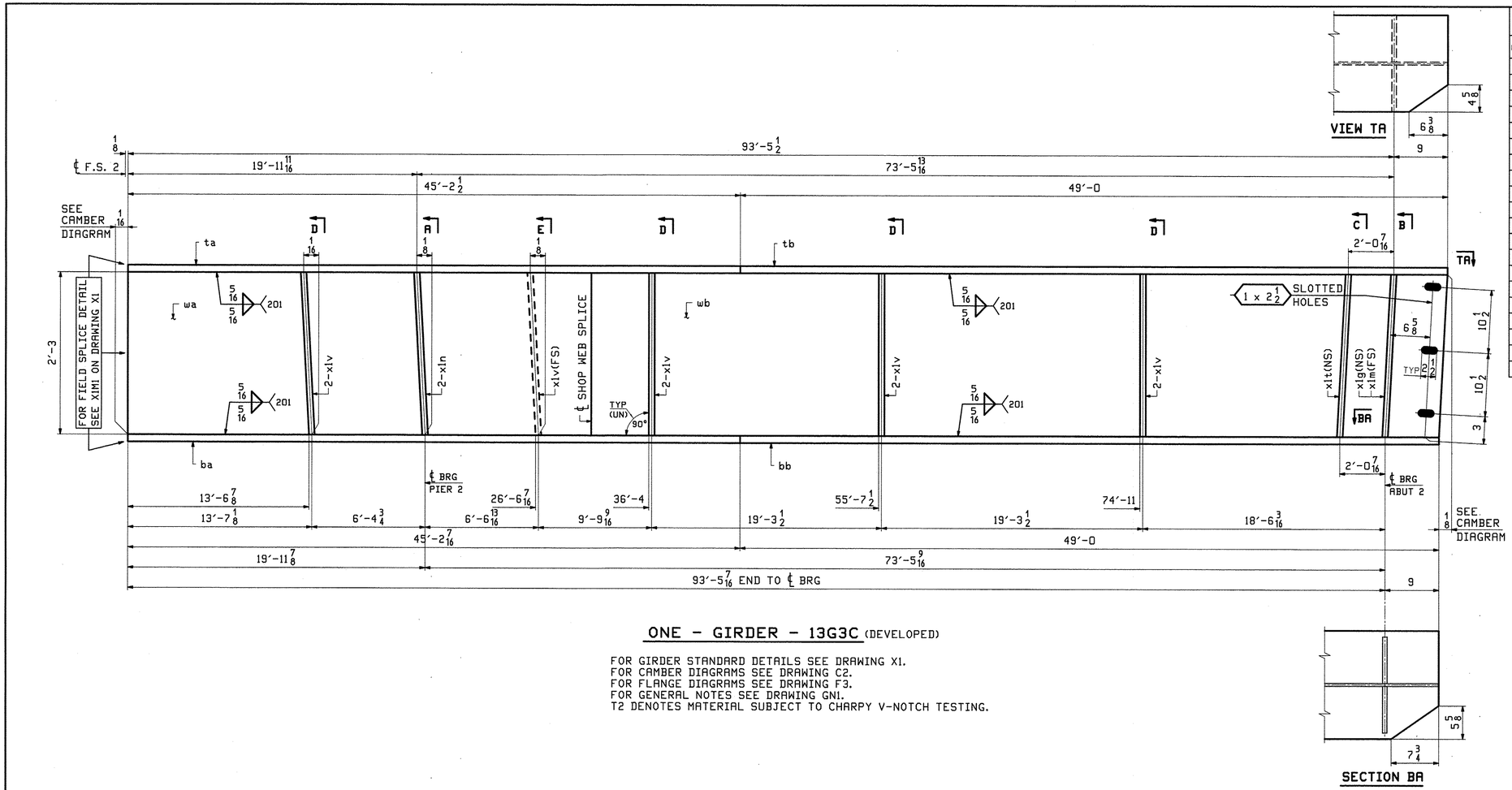

ONE - GIRDER - 13G3C (DEVELOPED)

FOR GIRDER STANDARD DETAILS SEE DRAWING X1.
FOR CAMBER DIAGRAMS SEE DRAWING C2.
FOR FLANGE DIAGRAMS SEE DRAWING F3.
FOR GENERAL NOTES SEE DRAWING GN1.
T2 DENOTES MATERIAL SUBJECT TO CHARPY V-NOTCH TESTING.

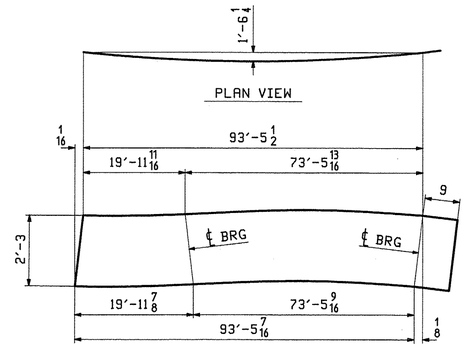

DEV. ORIENTATION DIAGRAM
FOR CAMBER SEE DWG C2

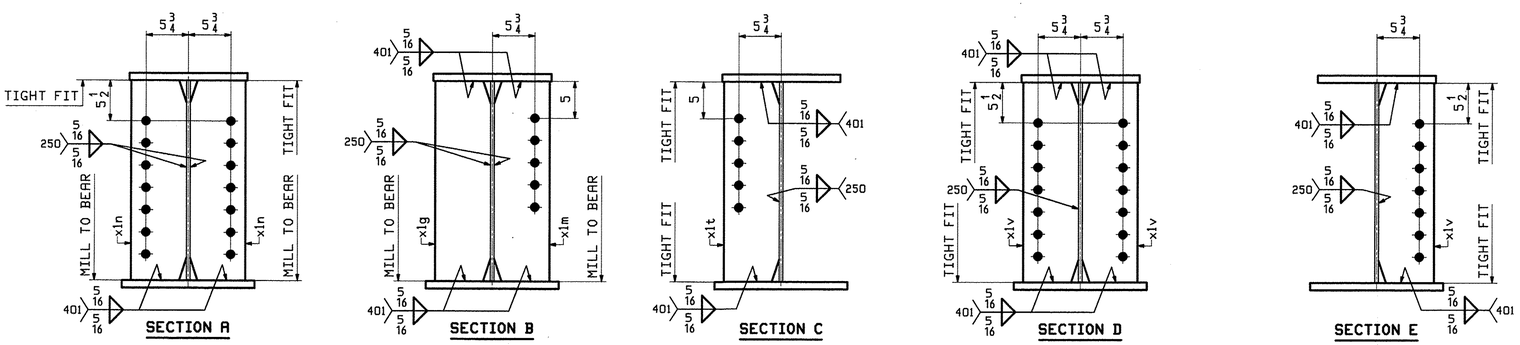

ABM INFO PAGE	ABM INFO LINE	SHIP MARK	QTY	MARK	MATERIAL	LENGTH FT	LENGTH INCHES	REMARKS	WT	PROCUREMENT NOTES
		13G3C	1		GIRDER				15701	
4	W		1	wa	PL 1/2x27	34	2 1/2	M270-50WT2	1571	
3	Y		1	wb	PL 1/2x27	60	0 1/8	M270-50WT2	2757	
3	N		1	ta	PL 1x16	45	2 1/2	M270-50WT2	2461	
3	G		1	tb	PL 1x16	49	0	M270-50WT2	2668	
2	E		1	ba	PL 1x18	45	2 7/16	M270-50WT2	2769	
1	Y		1	bb	PL 1x18	49	0	M270-50WT2	3001	
5	J		1	x1g	PL 3/4x7 1/2	2	3	M1E M270-50WT2	43	
5	J		1	x1m	PL 3/4x7 1/2	2	3	M1E M270-50WT2	43	
5	J		2	x1n	PL 3/4x7 1/2	2	3	M1E M270-50WT2	86	
5	K		1	x1t	PL 3/4x7 1/2	2	3	M270-50WT2	43	
5	L		9	x1v	PL 1/2x7 1/2	2	3	M270-50WT2	258	

BILL OF MATERIAL — JOB NO. 518 — DRAWING NO. 13 — REV.

REV.	DATE	REMARKS	DWN	CHK	APVL	SHOP
0					MAY 23 2012	

MATERIAL:	SURFACE PREP. & PAINT:	HOLES:	SHOP BOLTS:
M270-50W (UN)	SEE DWG GN1	15/16"Ø (UN)	NONE

DESCRIPTION: GIRDER - 13G3C

CASCO BAY STEEL STRUCTURES, INC.
1 WALLACE AVE. PHONE (207) 780-6722
SOUTH PORTLAND, ME 04106 FAX. (207) 780-6726
TENSOR 3124

STRUCTURE: THETFORD
VT. RTE 132 OVER THE WEST BRANCH
OF OMPOMPANOOSUC RIVER

DRAWN: JTB DATE: 05/17
CHKD: DBH DATE: 05/21

LOCATION: THETFORD, VT
PROJ NO. BHF 0177(9)
CUSTOMER: A.L. ST. ONGE CONTRACTING

JOB NO. 518 DWG NO. 13 REV.

JTB Tue, May 22, 2012 03:07:59 PM /users/jobs/3124/13 Rev0