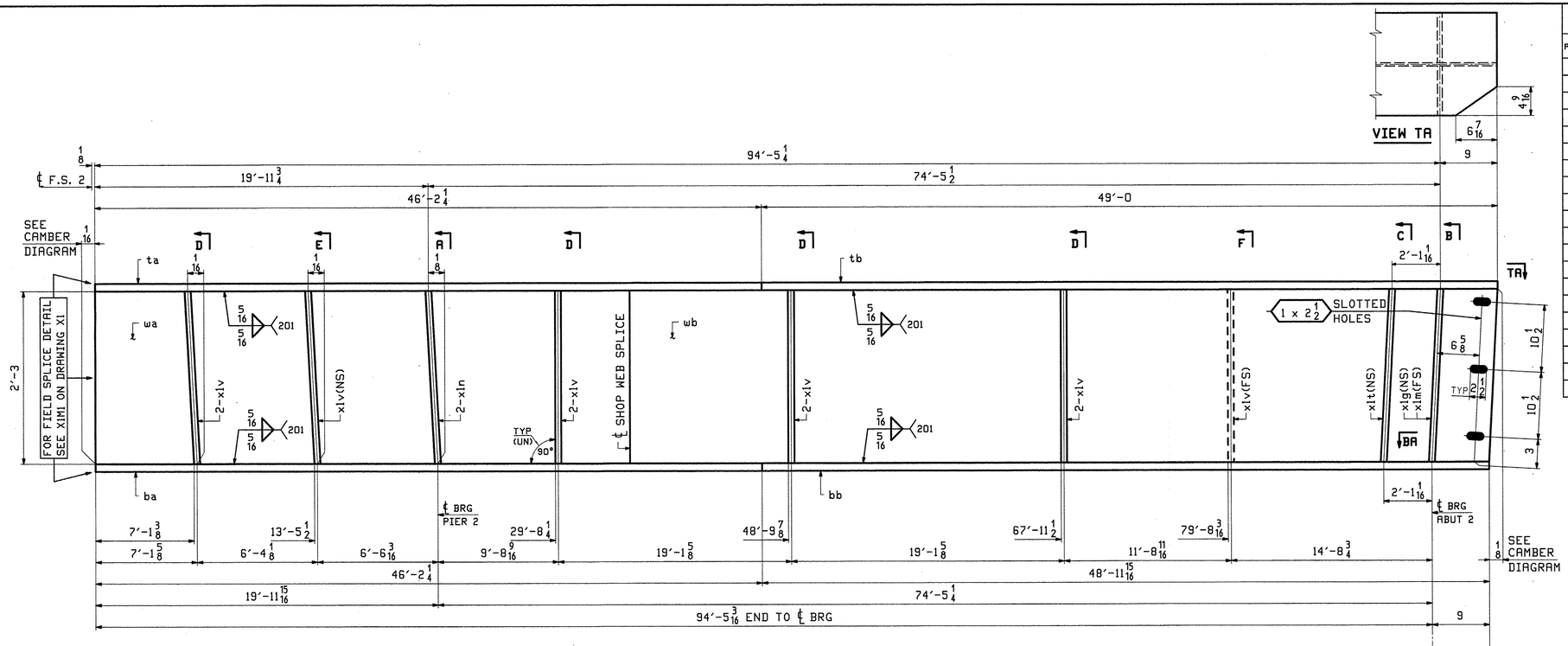

ONE - GIRDER - 12G2C (DEVELOPED)

FOR GIRDER STANDARD DETAILS SEE DRAWING X1.
FOR CAMBER DIAGRAMS SEE DRAWING C2.
FOR FLANGE DIAGRAMS SEE DRAWING F3.
FOR GENERAL NOTES SEE DRAWING GN1.
T2 DENOTES MATERIAL SUBJECT TO CHARPY V-NOTCH TESTING.

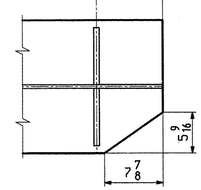

SECTION BA

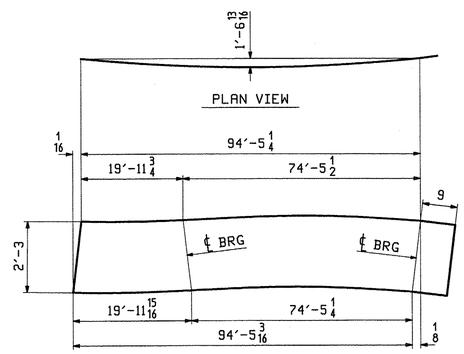

DEV. ORIENTATION DIAGRAM
FOR CAMBER SEE DWG C2

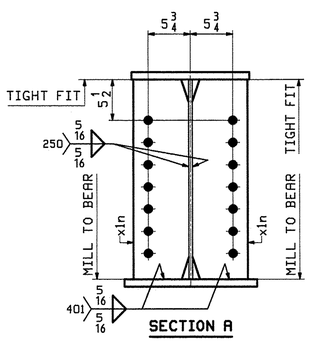

SECTION A

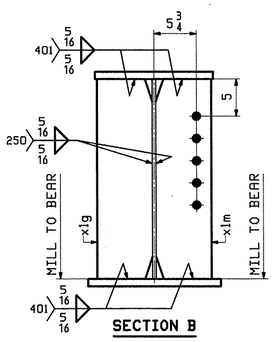

SECTION B

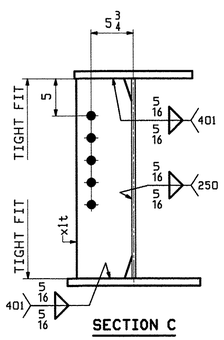

SECTION C

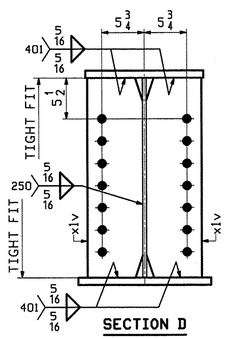

SECTION D

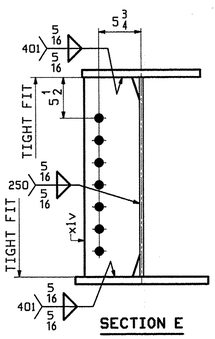

SECTION E

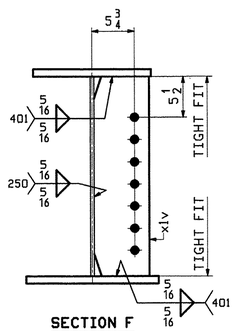

SECTION F

ABM INFO		SHIP	BILL OF MATERIAL					JOB NO.	DRAWING NO.	REV.
								518	12	
PAGE	LINE	MARK	QTY	MARK	MATERIAL	LENGTH FT	LENGTH INCHES	REMARKS	WT	PROCUREMENT NOTES
		12G2C	1		GIRDER				15888	
4	U		1	wa	PL 1/2x27	35	2 5/16	M270-50WT2	1617	
3	Y		1	wb	PL 1/2x27	60	0 1/16	M270-50WT2	2756	
3	L		1	ta	PL 1x16	46	2 1/4	M270-50WT2	2515	
3	G		1	tb	PL 1x16	49	0	M270-50WT2	2668	
2	C		1	ba	PL 1x18	46	2 1/4	M270-50WT2	2829	
1	Y		1	bb	PL 1x18	48	11 15/16	M270-50WT2	3001	
5	J		1	x1g	PL 3/4x7 1/2	2	3	MIE M270-50WT2	43	
5	J		1	x1m	PL 3/4x7 1/2	2	3	MIE M270-50WT2	43	
5	J		2	x1n	PL 3/4x7 1/2	2	3	MIE M270-50WT2	86	
5	K		1	x1t	PL 3/4x7 1/2	2	3	M270-50WT2	43	
5	L		10	x1v	PL 1/2x7 1/2	2	3	M270-50WT2	287	

REV.	DATE	REMARKS	DWN	CHK	APVL	SHOP
0					MAY 23 2012	

MATERIAL:	SURFACE PREP. & PAINT:	HOLES:	SHOP BOLTS:
M270-50W (UN)	SEE DWG GN1	15/16"Ø (UN)	NONE

DESCRIPTION: GIRDER - 12G2C

CASCO BAY STEEL STRUCTURES, INC.
1 WALLACE AVE. PHONE (207) 780-6722
SOUTH PORTLAND, ME 04106 FAX. (207) 780-6726
TENSOR 3124

STRUCTURE: THETFORD
VT. RTE 132 OVER THE WEST BRANCH
OF OMPOMPANOOSUC RIVER

DRAWN:	DATE:
JTB	05/17
CHKD:	DATE:
DBH	05/21

LOCATION:	THETFORD, VT	JOB NO.	DWG NO.
PROJ NO.	BHF 0177(9)	518	12
CUSTOMER:	A.L. ST. ONGE CONTRACTING		REV. △

JTB Tue, May 22, 2012 03:37:53 PM /users/jobs/319415 : Rev0