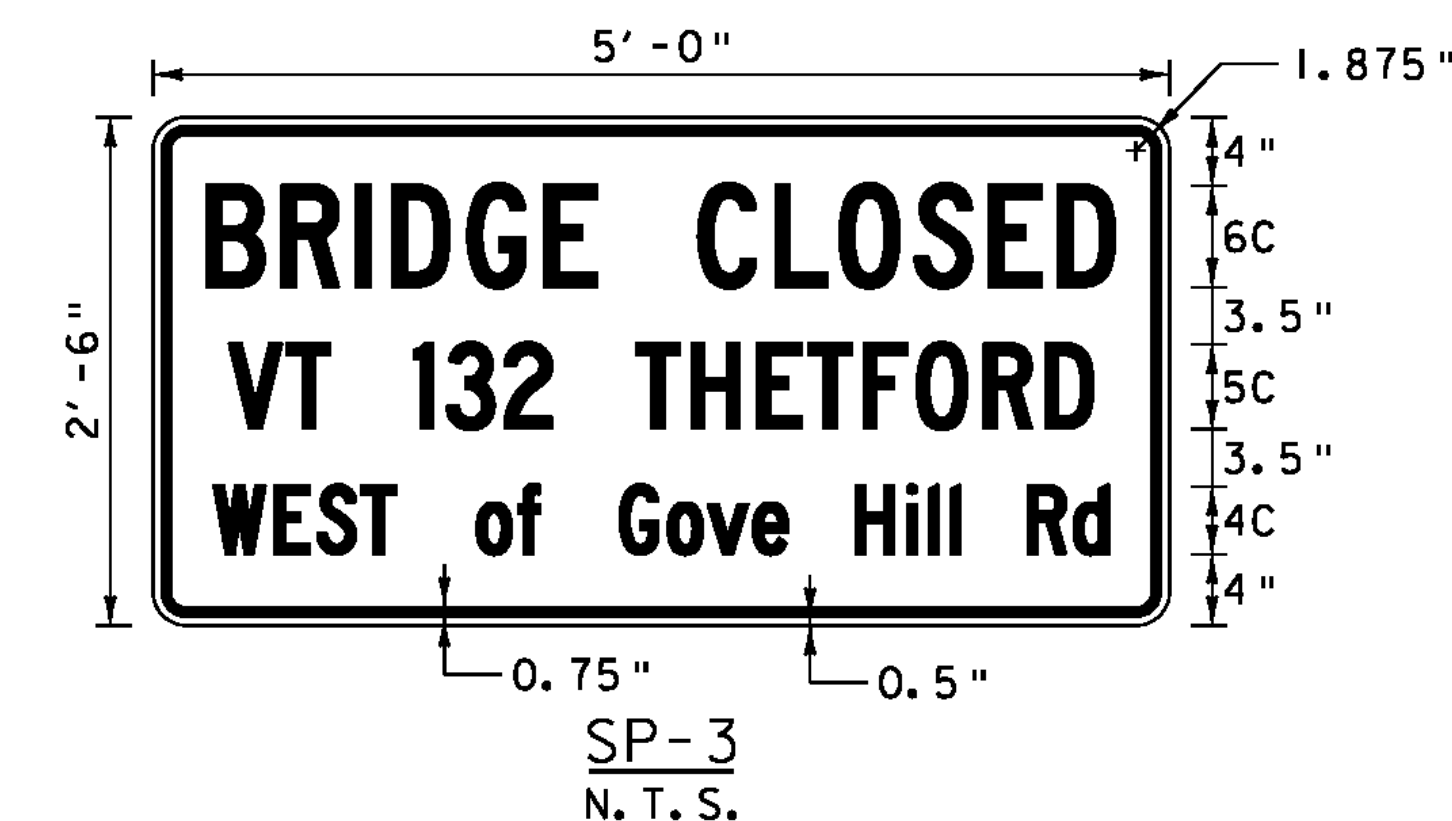
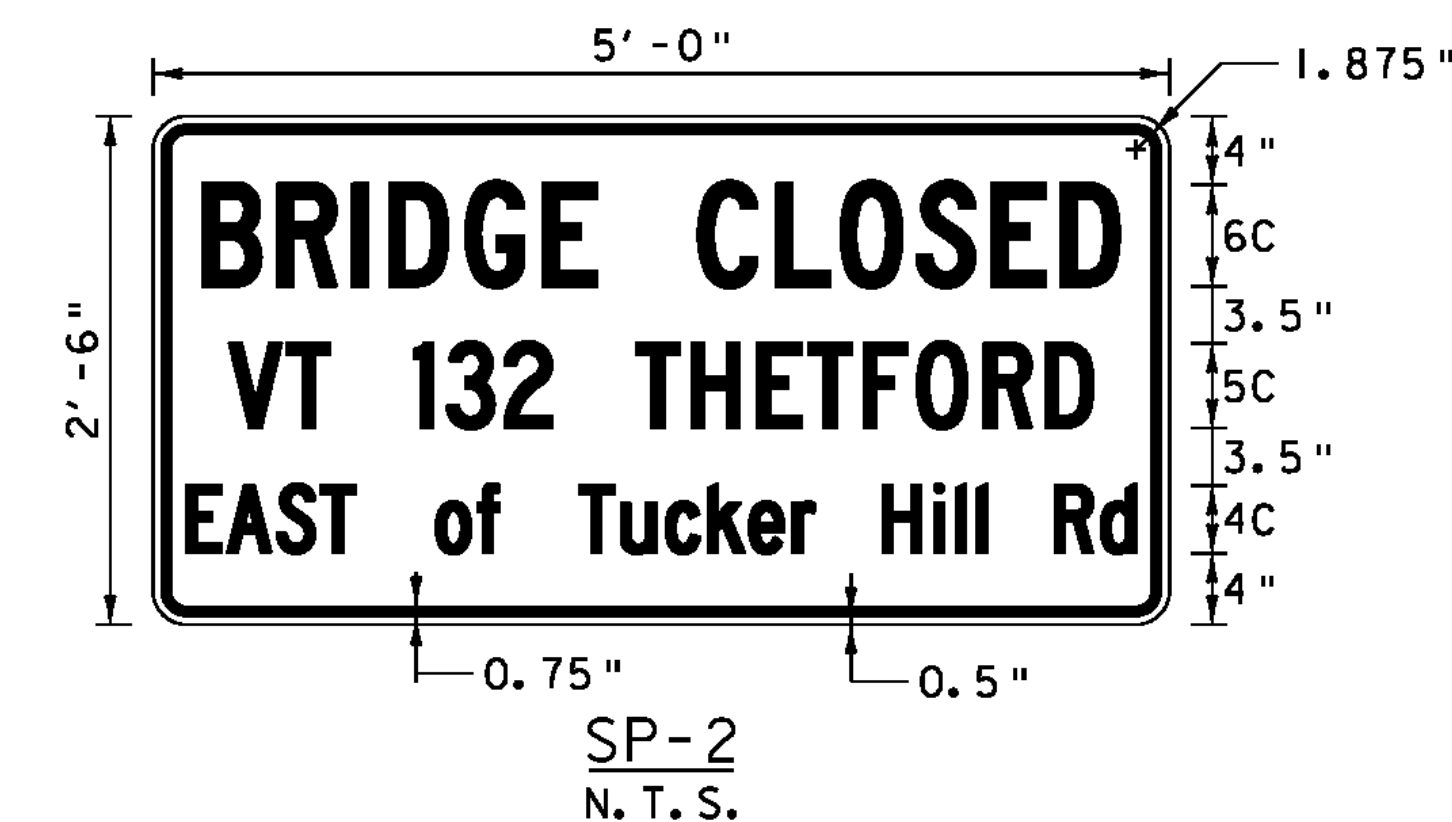
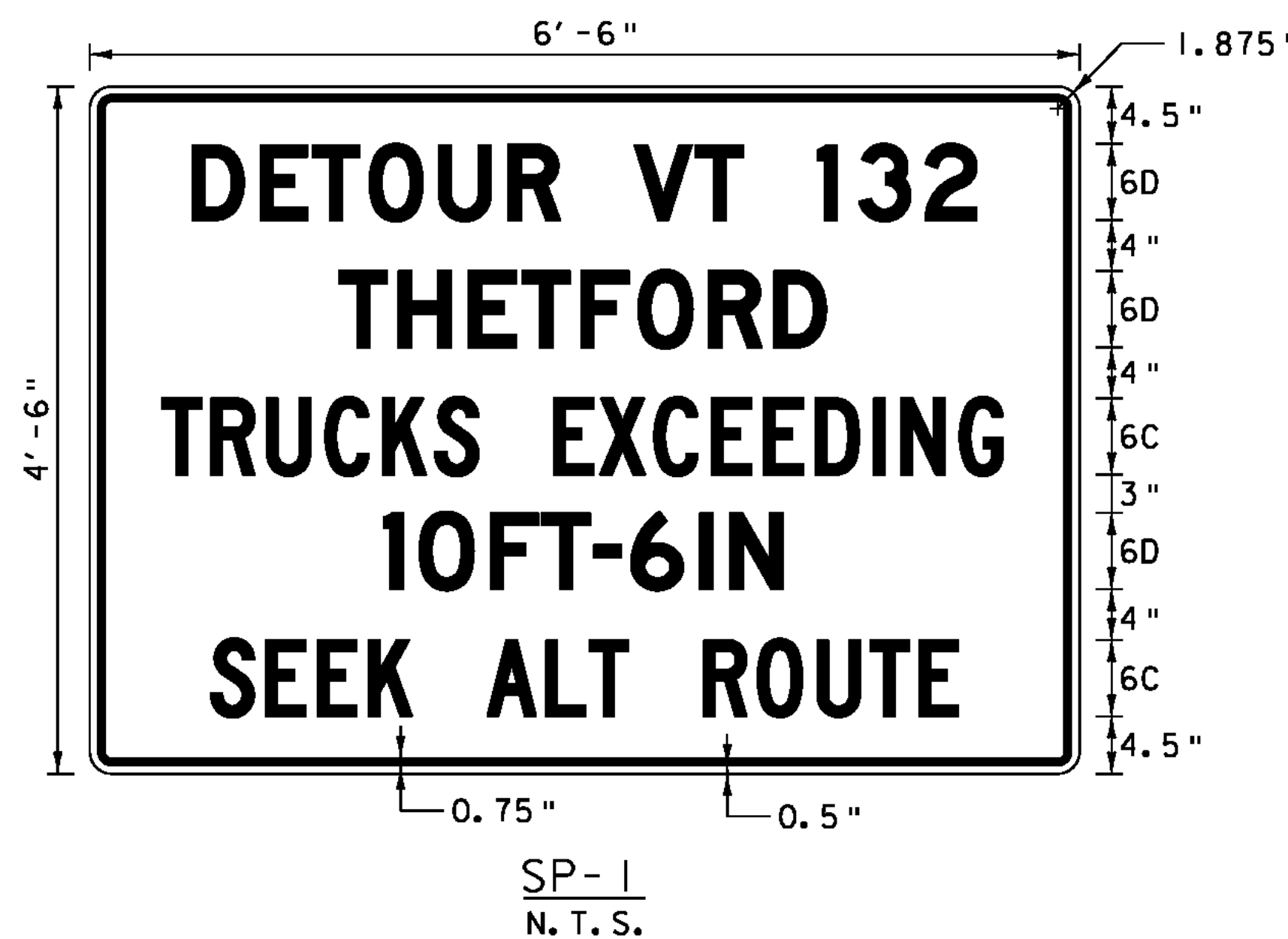


IDENTIFICATION NUMBER	SIZE OF SIGN		TEXT	NUMBER OF SIGNS REQ'D	REMARKS
	WIDTH (IN)	HEIGHT (IN)			
M1-5B	30	24		45	SEE NOTE 7
M3-2	24	12		17	SEE NOTE 7
M3-4	24	12		28	SEE NOTE 7
M4-8	24	12		39	MOUNT ABOVE THE M3-2 OR M3-4
M4-8A	24	18		2	MOUNT ABOVE THE M3-2 OR M3-4
M4-10L	48	18		1	MOUNT ON TYPE III BARRICADE (MOD.)
M5-1L	21	15		3	MOUNT BELOW THE M1-5B
M5-1R	21	15		2	MOUNT BELOW THE M1-5B
M6-1L	21	15		4	MOUNT BELOW THE M1-5B
M6-1R	21	15		4	MOUNT BELOW THE M1-5B
M6-2L	21	15		1	MOUNT BELOW THE M1-5B
M6-2R	21	15		1	MOUNT BELOW THE M1-5B
M6-3	21	15		12	MOUNT BELOW THE M1-5B
W12-2	36	36		6	SEE NOTE 7
W20-2	48	48		4	MOUNT BELOW THE M1-5B
W20-3	48	48		1	---
W20-3	48	48		1	---
R11-2	48	30		3	MOUNT ON TYPE III BARRICADE (MOD.)

IDENTIFICATION NUMBER	SIZE OF SIGN		TEXT	NUMBER OF SIGNS REQ'D	REMARKS
	WIDTH (IN)	HEIGHT (IN)			
R11-3B	60	30		2	MOUNT ON TWO POSTS
SP-1	78	54		9	MOUNT ON TWO POSTS
SP-2	60	30		2	MOUNT ON TWO POSTS
SP-3	60	30		4	MOUNT ON TWO POSTS

**NOTES:**

- COLORS FOR THE M1-5B, M3-2, AND M3-4 SIGNS SHALL MATCH THE COLORS SHOWN ON VTRANS STD. E-136C.
- COLORS FOR THE M5-1L, M5-1R, M6-1L, M6-1R, M6-2L, M6-2R, AND THE M6-3 SIGNS SHALL BE A BLACK ARROW AND BORDER ON RETROREFLECTIVE ORANGE BACKGROUND.
- COLORS FOR THE W12-2 SIGN SHALL MATCH THE COLORS SHOWN ON VTRANS STD. E-155.
- COLORS FOR THE SP-1 SIGN SHALL BE BLACK TEXT AND BORDER ON RETROREFLECTIVE ORANGE BACKGROUND.
- COLORS FOR THE SP-2 AND SP-3 SIGNS SHALL BE BLACK TEXT AND BORDER ON RETROREFLECTIVE WHITE BACKGROUND.
- TWO ORANGE FLAGS (ONE EACH SIDE) SHALL BE PLACED AT THE TOP OF THE R11-3B, SP-2 AND SP-3 SIGNS.
- THE M1-5B, M3-2, M3-4, AND THE W12-2 SIGNS SHALL BECOME THE PROPERTY OF THE TOWN OF THETFORD AFTER THEY ARE REMOVED FROM THE DETOUR. THE CONTRACTOR SHALL DELIVER THE SIGNS TO THE TOWN AT THE TOWN GARAGE LOCATED AT 3901 VT 113, THETFORD CENTER, VT. CONTACT THE TOWN ROAD FOREMAN, DOUG STONE AT (802) 785-4679. ALL COSTS ASSOCIATED WITH PROVIDING THE SIGNS TO THE TOWN SHALL BE INCIDENTAL TO ITEM 641.10 "TRAFFIC CONTROL".



PROJECT NAME:	THETFORD
PROJECT NUMBER:	BHF 0177(9)
FILE NAME:	z08j174detour_details.dgn
PROJECT LEADER:	M.A. COLGAN
DESIGNED BY:	S.E. BURBANK
TRAFFIC CONTROL SHEET (6 OF 6)	
PLOT DATE:	2/15/2012
DRAWN BY:	B.M. KLINEFELTER
CHECKED BY:	S.E. BURBANK
SHEET	29 OF 78

