

SYMBOL	
	SILT FENCE
	SILT FENCE WOVEN WIRE

- CONSTRUCTION SPECIFICATIONS**
- WOVEN WIRE REINFORCED FENCE IS REQUIRED WITHIN 100' UPSLOPE OF RECEIVING WATERS WHEN THE PROJECT FALLS UNDER A CONSTRUCTION STORMWATER PERMIT. WOVEN WIRE SHALL BE A MIN. 14 GAUGE WITH A 6" MAX. MESH OPENING.
  - FILTER CLOTH SHALL BE EITHER FILTER X, MIRAF1100X, STABILINKA T140N OR APPROVED EQUIVALENT.
  - POST SPACING FOR WIRE-BACKED FENCE SHALL BE 10' MAXIMUM. FOR FILTER-CLOTH FENCE, WHEN ELONGATION IS >50%, POST SPACING SHALL NOT EXCEED 4' AND WHEN ELONGATION IS <50%, POST SPACING SHALL NOT EXCEED 6'.
  - WOVEN WIRE FENCE IS TO BE FASTENED SECURELY TO FENCE POSTS WITH WIRE TIES. FILTER CLOTH IS TO BE FASTENED SECURELY TO WOVEN WIRE FENCE WITH TIES SPACED EVERY 24" AT TOP AND MID SECTION.
  - WHEN TWO SECTIONS OF FILTER CLOTH ADJOIN EACH OTHER THEY SHALL BE OVER-LAPPED BY 6" AND FOLDED.
  - MAINTENANCE SHALL BE PERFORMED AS NEEDED AND MATERIAL REMOVED WHEN SEDIMENT REACHES HALF OF FABRIC HEIGHT.

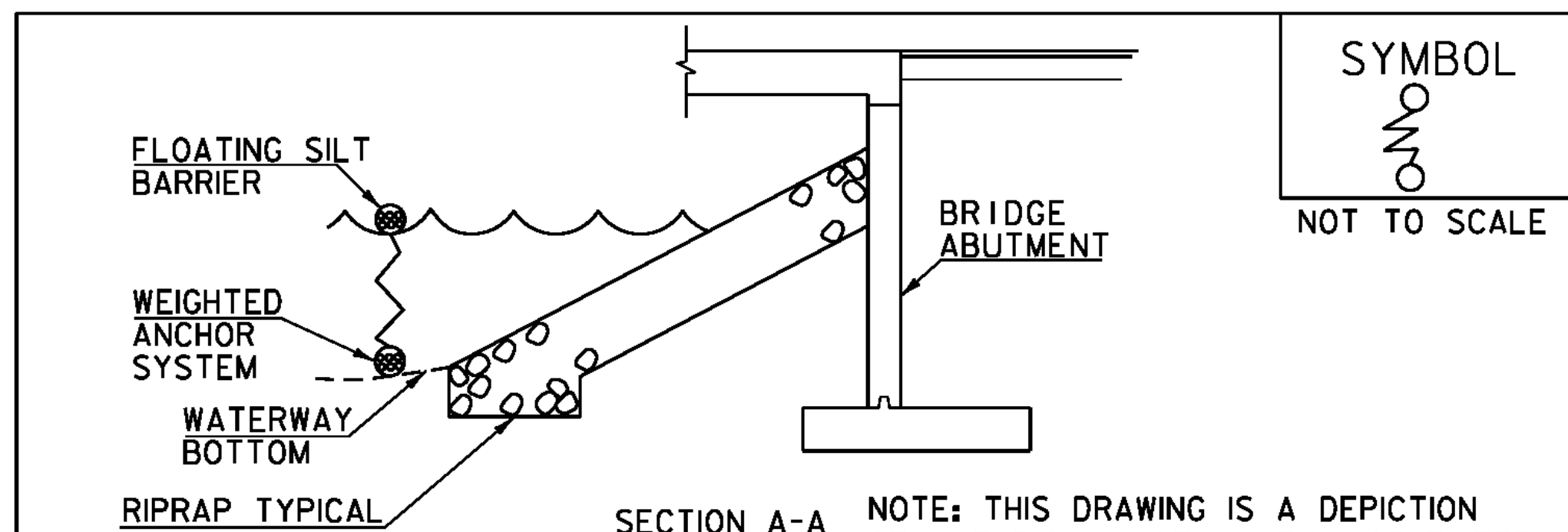
ADAPTED FROM DETAILS PROVIDED BY: NEW YORK STATE DEC  
ORIGINALLY DEVELOPED BY USDA-NRCS  
VERMONT DEPARTMENT OF ENVIRONMENTAL CONSERVATION

**SILT FENCE**

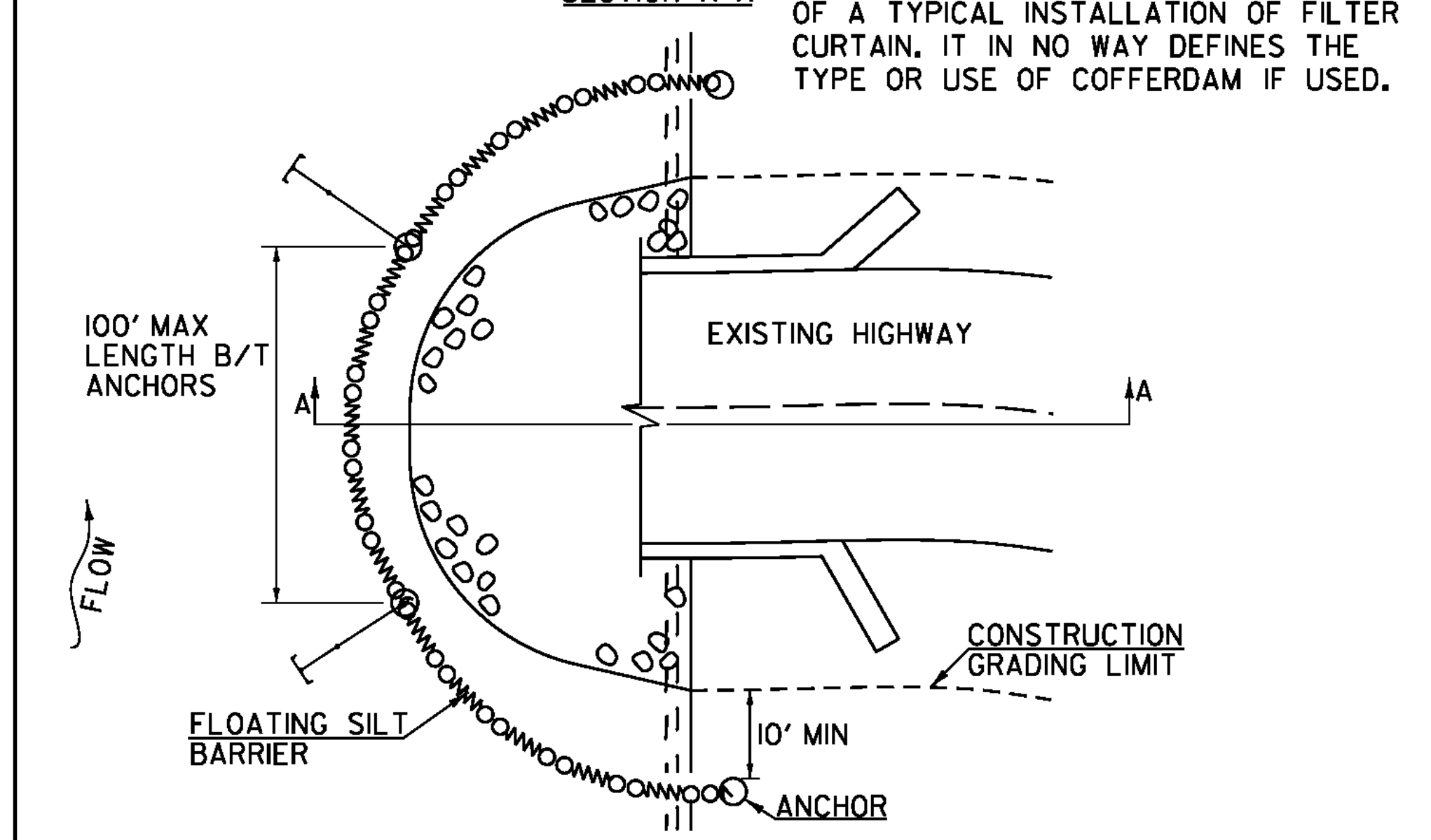
NOTES:  
REFER TO "THE VERMONT STANDARDS & SPECIFICATIONS FOR EROSION PREVENTION & SEDIMENT CONTROL -2006- "FROM THE VT AGENCY OF NATURAL RESOURCES FOR ADDITIONAL GUIDANCE.

THIS WORK SHALL BE PERFORMED IN ACCORDANCE WITH SECTION 649 AND AS SHOWN IN THE PLANS FOR ~~GEOTEXTILE~~ FOR SILT FENCE (PAY ITEM 649.5) OR GEOTEXTILE FOR SILT FENCE, WOVEN WIRE REINFORCED (PAY ITEM 649.515).

REVISIONS		
MARCH 21, 2008	WHF	
DECEMBER 11, 2008	WHF	
JANUARY 13, 2009	WHF	



SYMBOL	
	NOT TO SCALE



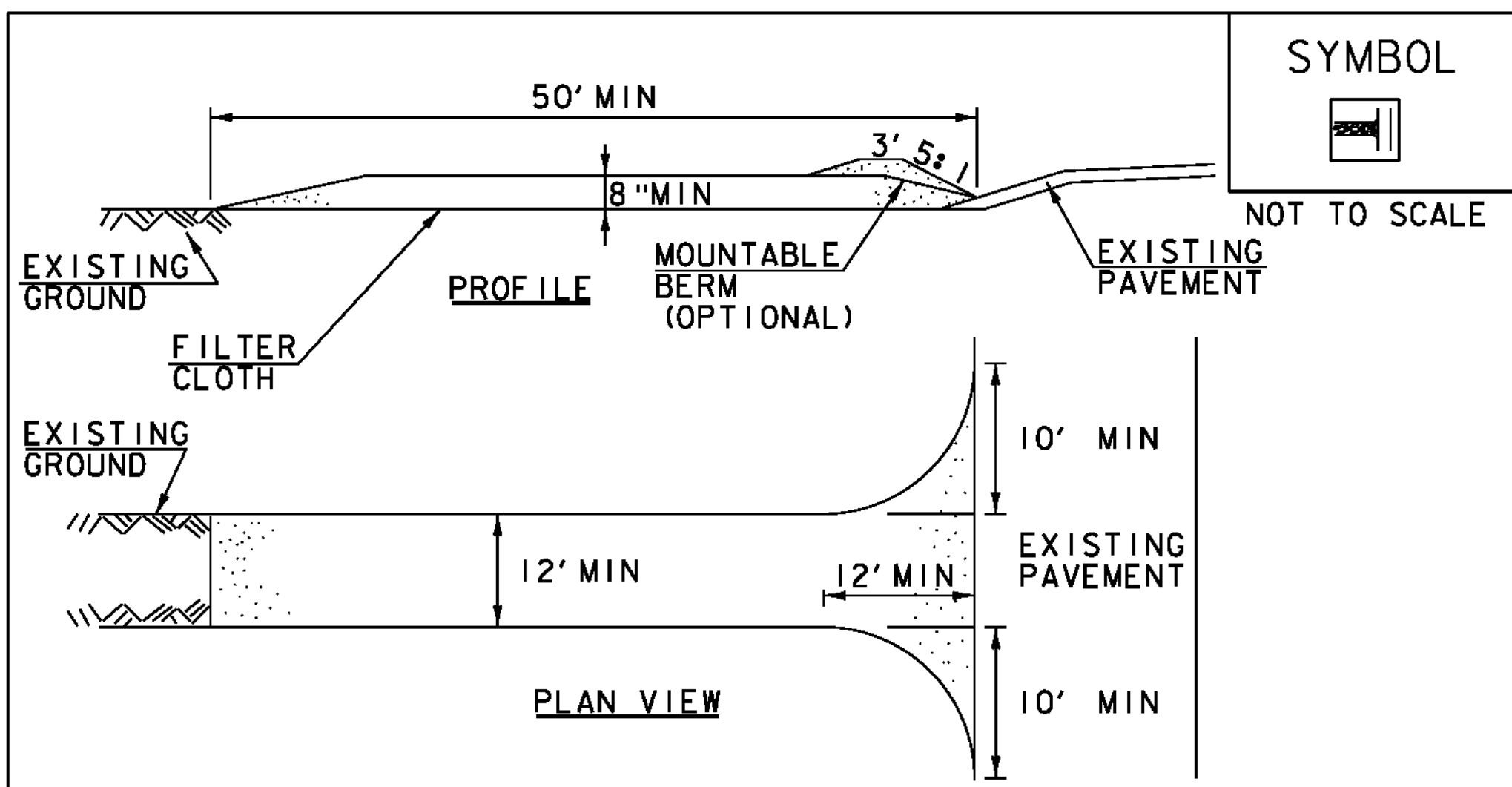
- CONSTRUCTION SPECIFICATIONS**
- FILTER CURTAIN SHALL NOT BE PLACED ACROSS A FLOWING WATERWAY, OR IN A WATERWAY WITH STREAM VELOCITIES GREATER THAN 1.5 FEET/SECOND.
  - MAXIMUM 100' LENGTH BETWEEN ANCHORS.
  - LAST SECTION SHALL TERMINATE A MINIMUM OF 10' BEYOND LIMIT OF DISTURBANCE.
  - THE WEIGHTED ANCHOR SYSTEM SHALL BE A TYPE WHICH ALLOWS THE CURTAIN TO CONFORM TO THE BOTTOM OF THE WATERWAY.
  - THE CURTAIN SHALL BE REMOVED BY SLOWLY PULLING TOWARD THE SHORE MINIMIZING THE ESCAPE OF SEDIMENTS INTO WATERWAY.

ADAPTED FROM DETAILS PROVIDED BY: NEW YORK STATE DEC  
ORIGINALLY DEVELOPED BY USDA-NRCS  
VERMONT DEPARTMENT OF ENVIRONMENTAL CONSERVATION

**FILTER CURTAIN**

THIS WORK SHALL BE PERFORMED IN ACCORDANCE WITH SECTION 649 FOR GEOTEXTILE FOR FILTER CURTAIN (PAY ITEM 649.6).

REVISIONS		
APRIL 1, 2008	WHF	
JANUARY 13, 2009	WHF	
SEPTEMBER 4, 2009	WHF	



SYMBOL	
	NOT TO SCALE

- CONSTRUCTION SPECIFICATIONS**
- STONE SIZE- USE 1-4" STONE, RECLAIMED OR RECYCLED CONCRETE EQUIVALENT.
  - LENGTH- NOT LESS THAN 50' (EXCEPT ON A SINGLE RESIDENCE LOT WHERE A 30' MINIMUM LENGTH APPLIES).
  - THICKNESS- NOT LESS THAN 8".
  - WIDTH- 12' MINIMUM, BUT NOT LESS THAN THE FULL WIDTH AT POINTS WHERE INGRESS OR EGRESS OCCURS. 24" IF SINGLE ENTRANCE TO SITE.
  - GEOTEXTILE MUST BE PLACED OVER THE ENTIRE AREA PRIOR TO PLACING STONE.
  - SURFACE WATER- ALL SURFACE WATER FLOWING OR DIVERTED TOWARD CONSTRUCTION ENTRANCES SHALL BE PIPED BENEATH THE ENTRANCE. IF PIPING IS IMPRACTICAL, A MOUNTABLE BERM WITH 5:1 SLOPES WILL BE PERMITTED.
  - MAINTENANCE- THE ENTRANCE SHALL BE MAINTAINED IN A CONDITION WHICH WILL PREVENT TRACKING OR FLOWING OF SEDIMENT ONTO PUBLIC RIGHTS-OF-WAY, ALL SEDIMENT SPILLED, DROPPED, WASHED OR TRACKED ONTO PUBLIC RIGHTS-OF-WAY MUST BE REMOVED IMMEDIATELY.
  - WHEN WASHING IS REQUIRED, IT SHALL BE DONE ON AN AREA STABILIZED WITH STONE AND WHICH DRAINS INTO AN APPROVED SEDIMENT TRAPPING DEVICE.
  - PERIODIC INSPECTION AND NEEDED MAINTENANCE SHALL BE PROVIDED ACCORDING TO PERMIT REQUIREMENTS.

ADAPTED FROM DETAILS PROVIDED BY: NEW YORK STATE DEC  
ORIGINALLY DEVELOPED BY USDA-NRCS  
VERMONT DEPARTMENT OF ENVIRONMENTAL CONSERVATION

**STABILIZED CONSTRUCTION ENTRANCE**

NOTES:  
REFER TO "THE VERMONT STANDARDS & SPECIFICATIONS FOR EROSION PREVENTION & SEDIMENT CONTROL -2006- "FROM THE VT AGENCY OF NATURAL RESOURCES FOR ADDITIONAL GUIDANCE.

THIS WORK SHALL BE PERFORMED IN ACCORDANCE WITH SECTION 653 FOR VEHICLE TRACKING PAD (PAY ITEM 653.35) OR AS SPECIFIED IN THE CONTRACT.

REVISIONS		
MARCH 24, 2008	WHF	
JANUARY 13, 2009	WHF	

PROJECT NAME:	THETFORD
PROJECT NUMBER:	BHF 0177(9)
FILE NAME:	z08j174ero_details.dgn
PROJECT LEADER:	M.A. COLGAN
DESIGNED BY:	VTRANS
EPSC DETAILS (1 OF 2)	
PLOT DATE:	2/15/2012
DRAWN BY:	B.M. KLINEFELTER
CHECKED BY:	S.E. BURBANK
SHEET	22 OF 78

