STATE	FED. AID PROJ. NO.	FISCAL YEAR	SHEET NO.	TOTAL SHEETS
VT.	988	1927	8	15

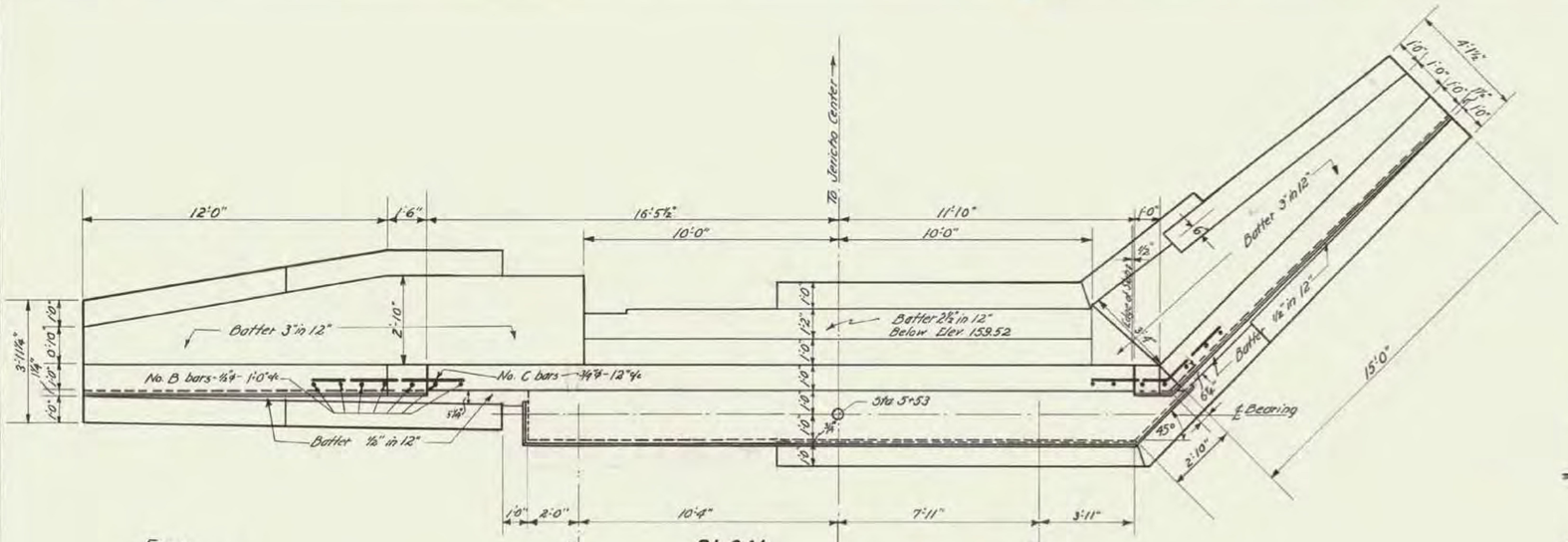

PLAN
Scale: ⅜"=1'-0"

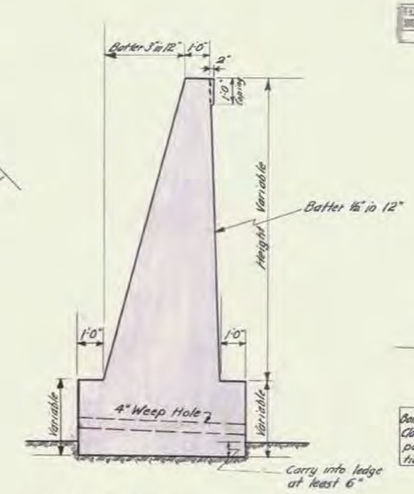

TYPICAL SECTION OF WINGS
Scale: ⅜"=1'-0"

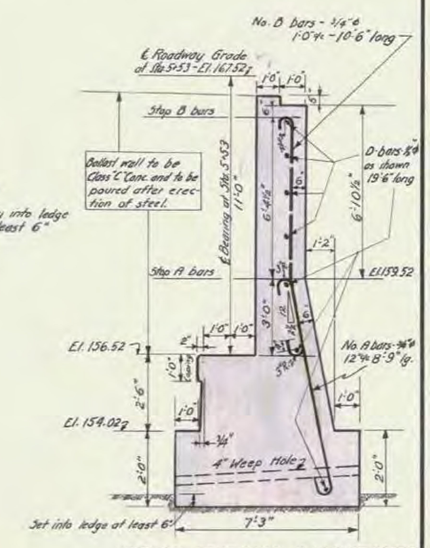

CROSS SECTION - ℄ ABUTMENT
Scale: ⅜"=1'-0"

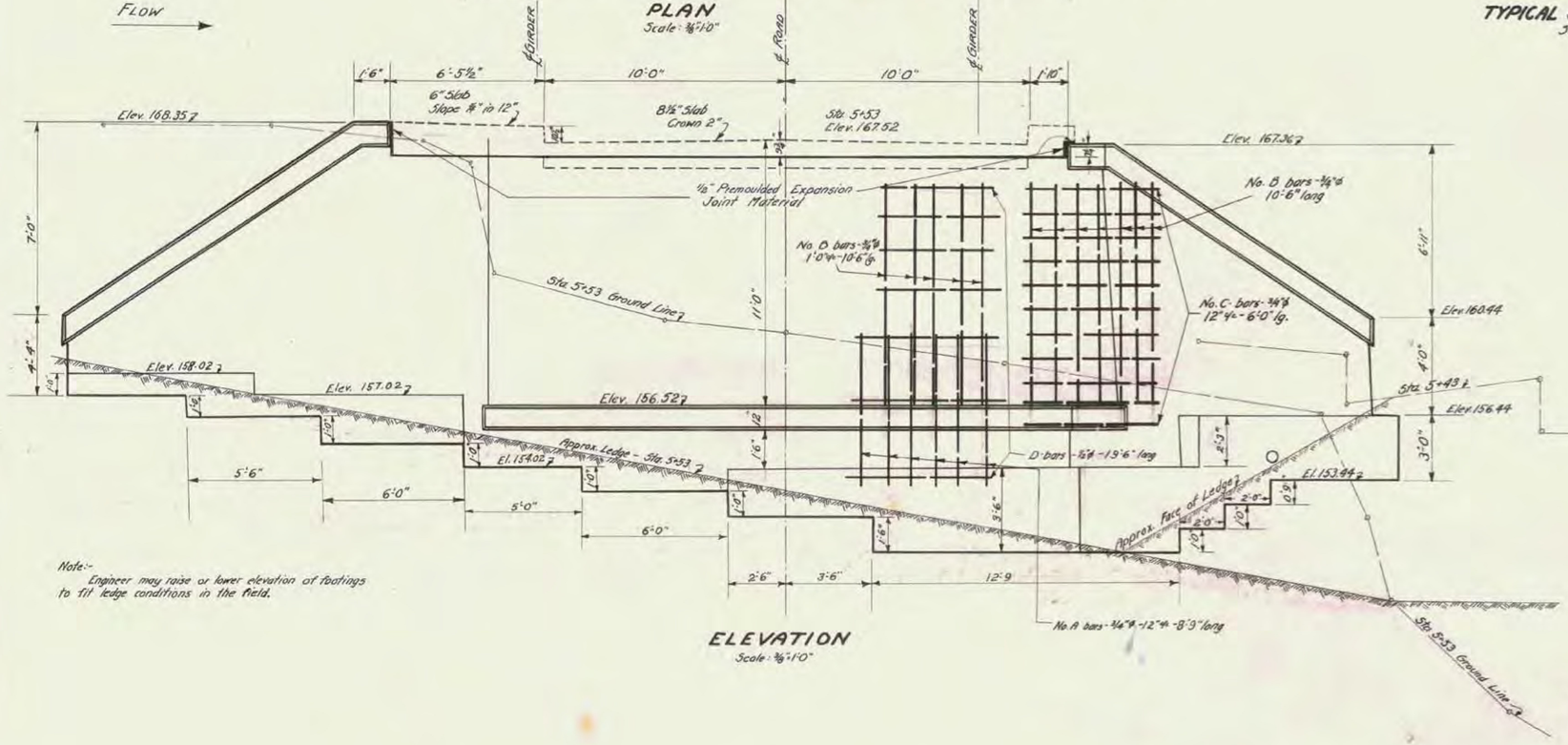

Note:-
Engineer may raise or lower elevation of footings to fit ledge conditions in the field.

ELEVATION
Scale: ⅜"=1'-0"

References:-
S.B. No. 2, Details - S-204, S-220, S-221
S.B. No. 1 Detail S-10 Modified. Total length of plate 28'-2"
Sidewalk detail omitted.
All gravity sections and footings to be Class "B" Concrete. Ballast wall to be Class "C" Concrete.

ABUTMENT NO. 1
JERICHO TOWN BRIDGE
JERICHO, VT.

ESTIMATED QUANTITIES

Structure Excavation	270	Cu. Yds.
Class "B" Concrete (1-2½-5)	68	" "
Class "C" " (1-2-4)	16	" "
Reinforcing Steel	1120	Lbs.

Surveyed by	PUTNAM	3-6-29
Designed by	M.W.D.	4-13-29
Drawn by	M.W.D.	4-13-29
Traced by	A.G.	4-16-29
Checked by	P.M.S.	5-3-29
Series F	No. 988	Filed
	Sheet 8 of 15 Sheets	

Reference Sheet 1 of 4