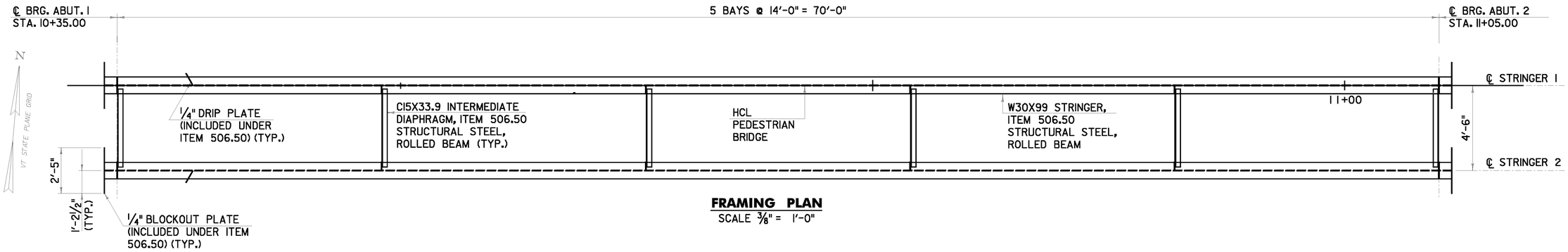

FRAMING PLAN
SCALE 3/8" = 1'-0"

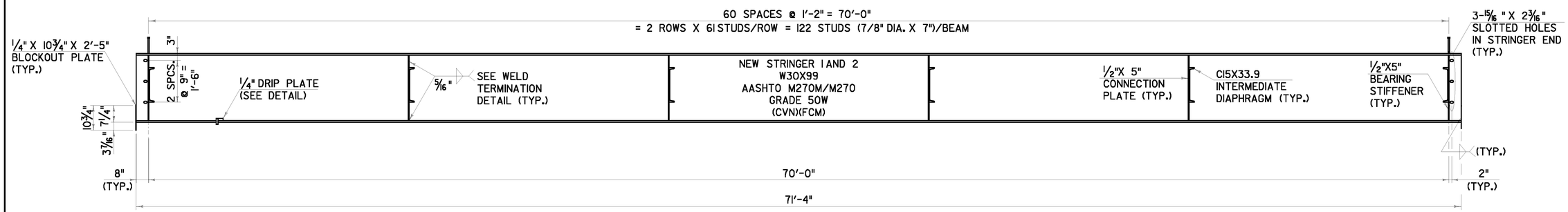

STRINGER ELEVATION
NOT TO SCALE

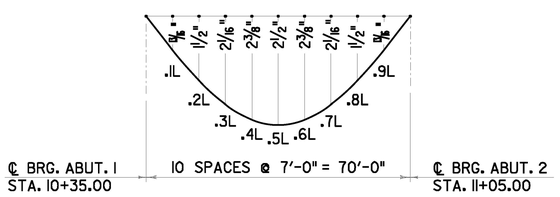

DEAD LOAD DEFLECTION DIAGRAM
(INCLUDES NON-COMPOSITE SLAB AND COMPOSITE DEAD LOAD DEFLECTIONS FOR HAUNCH CONSTRUCTION)
NOT TO SCALE

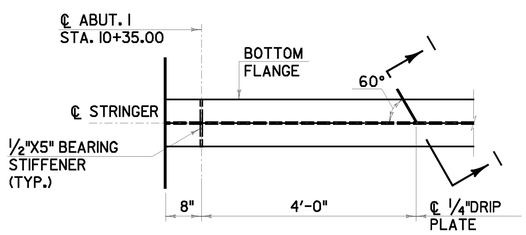

DRIP PLATE DETAIL
SCALE 3/16" = 1'-0"

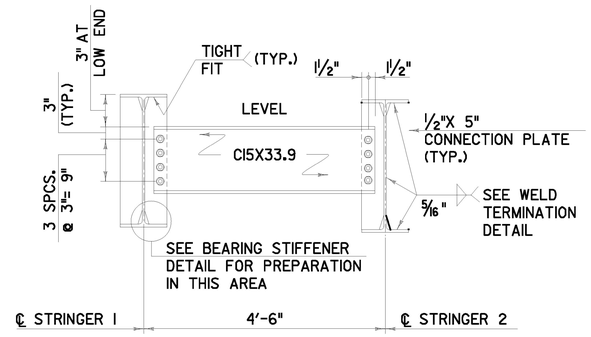

INTERMEDIATE/END DIAPHRAGM DETAIL
SCALE 3/16" = 1'-0"

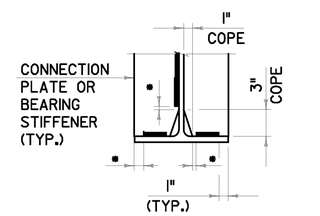

* NO WELD FOR 3/8" MIN., 7/8" MAX (EXCEPT MUST MAINTAIN 1" MIN. FROM EDGE OF FLANGE)

WELD TERMINATION DETAIL
SCALE 1 1/2" = 1'-0"

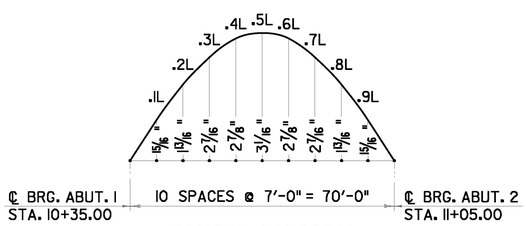

CAMBER DIAGRAM
(INCLUDES ALL NON-COMPOSITE AND COMPOSITE DEAD LOAD DEFLECTIONS FOR STRINGER CAMBER)
NOT TO SCALE

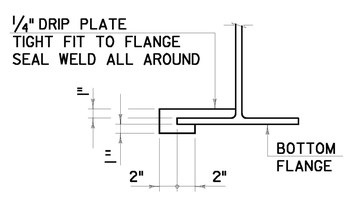

SECTION 1-1
NOT TO SCALE

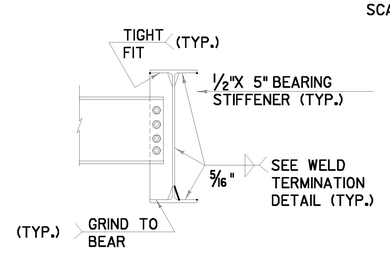

BEARING STIFFENER DETAIL
SCALE 3/16" = 1'-0"

SCALE 3/16" = 1'-0"
1 0 2 4 6 8

SCALE 3/8" = 1'-0"
1 0 1 2 3 4

SCALE 1 1/2" = 1'-0"
9 6 3 0 1

CHA

FRAMING PLAN AND STRUCTURAL STEEL DETAILS	PROJECT NAME: JERICHO PROJECT NUMBER: STP FTBR (3)
	PROJECT LEADER: M.D.S. DESIGNED BY: D.M.D. PLOT DATE: 4/7/2014 DRAWN BY: D.M.D. CHECKED BY: P.M.P. SHEET 28 OF 62

FILE NAME = V:\Projects\ANY\K2\21113\CADD\MSTN\08F004\Consultants\z08f004supframe.dgn
DATE/TIME = 4/7/2014
USER = 4916