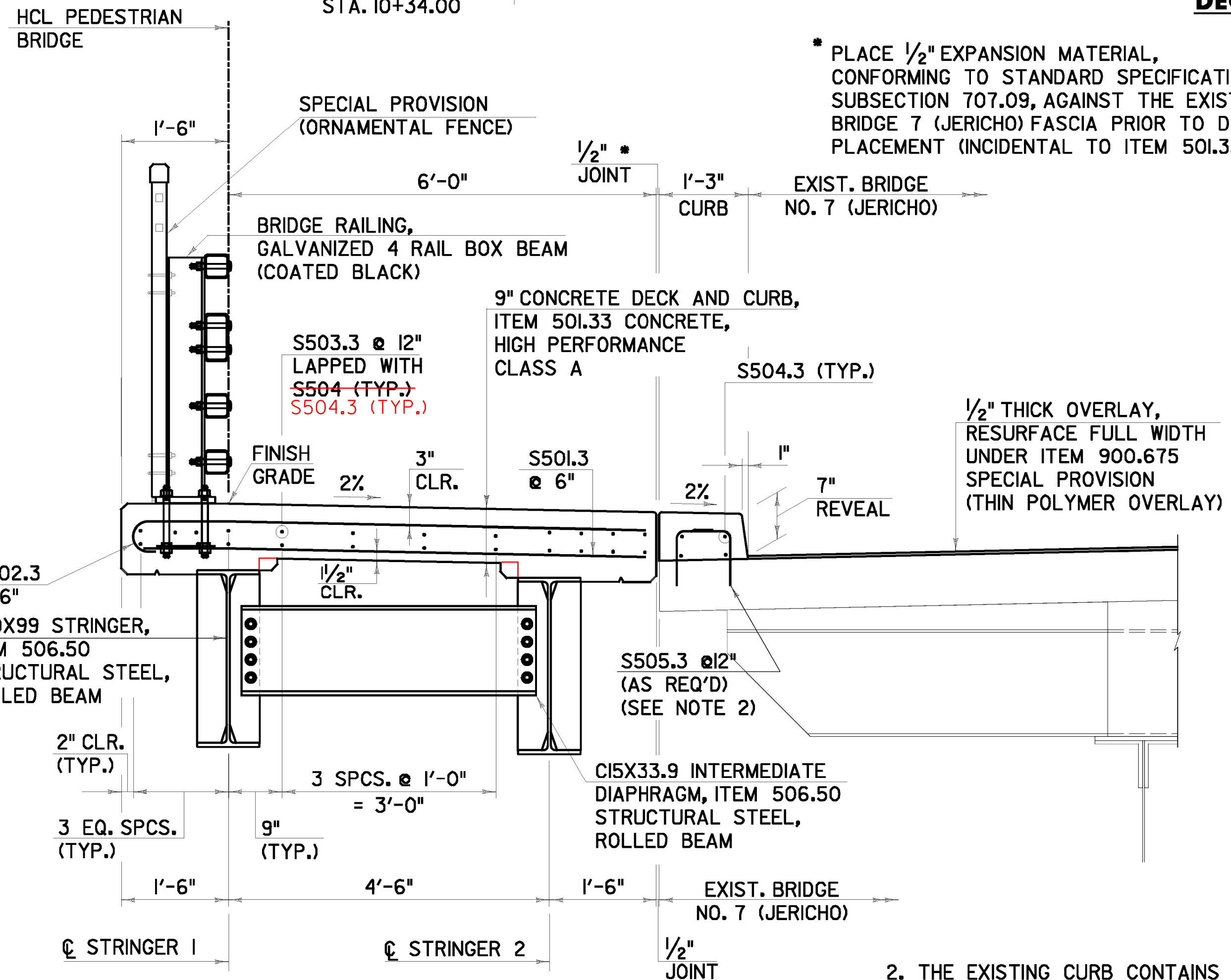
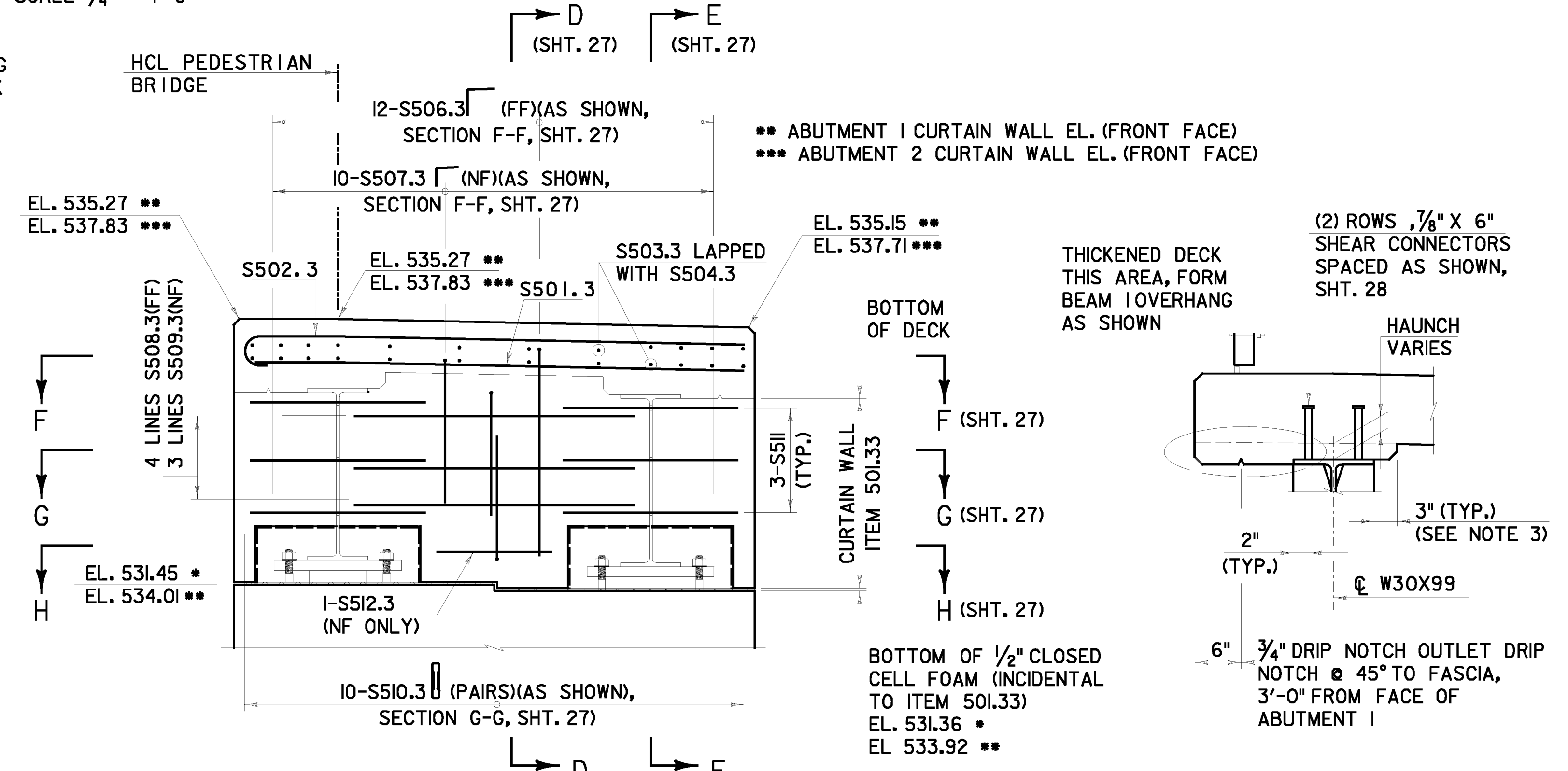


**DECK REINFORCING PLAN**  
SCALE 1/4" = 1'-0"



**TYPICAL BRIDGE SECTION**  
SCALE 3/4" = 1'-0"

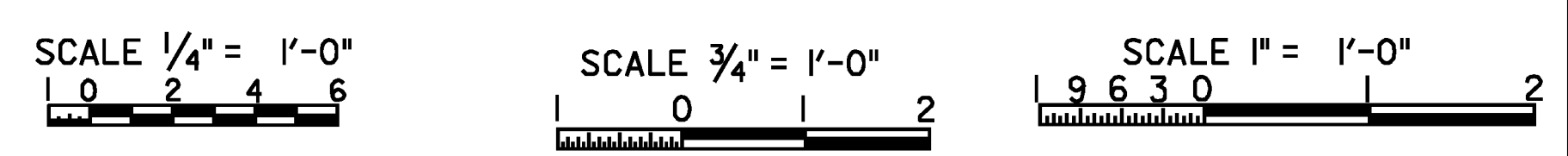
\* PLACE 1/2" EXPANSION MATERIAL, CONFORMING TO STANDARD SPECIFICATION SUBSECTION 707.09, AGAINST THE EXISTING BRIDGE 7 (JERICHO) FASCIA PRIOR TO DECK PLACEMENT (INCIDENTAL TO ITEM 501.33)



**SECTION B-B**  
(ABUT. 2 SHOWN, ABUT. 1 OPP. HAND)  
SCALE 3/4" = 1'-0"

**SECTION C-C**  
SCALE 1" = 1'-0"

2. THE EXISTING CURB CONTAINS BOTH HORIZONTAL AND VERTICAL REINFORCEMENT AS SHOWN ON THE REFERENCE SHTS. MARK S513 HAS BEEN INCLUDED UNDER ITEM 507.16 DRILLING AND GROUTING OF DOWELS TO PROVIDE REPLACEMENT OF EXISTING VERTICAL REINFORCEMENT. ~~DAMAGED BEYOND SALVAGE DURING CURB RECONSTRUCTION.~~
3. THE 3" HAUNCH PROJECTION MAY BE ELIMINATED FOR FORMING SYSTEMS DESIGNED FOR THE CONSTRUCTION OF VERTICAL HAUNCHES. SYSTEMS SHALL BE SUBMITTED FOR APPROVAL TO THE STRUCTURES ENGINEER. ALL VOIDS SHALL BE FILLED WITH POLYURETHANE JOINT SEALER OR AN EQUIVALENT PRODUCT APPROVED BY THE VTRANS MATERIALS AND RESEARCH LABORATORY.
4. SEE SHEET 27 FOR SECTIONS D-D, E-E, F-F, G-G, AND H-H.



**LEGEND:**  
NF = NEAR FACE  
FF = FAR FACE  
EF = EACH FACE  
▲ = CUT IN FIELD

**NOTES:**  
1. CURB RECONSTRUCTION LIMITS SHOWN ARE APPROXIMATE. THE INTENT IS FOR FULL LENGTH DEMOLITION AND RECONSTRUCTION OF THE EXISTING CURB WITH MODIFIED WIDTH AND REVEAL.

<b>DECK REINFORCING PLAN AND DETAILS</b>	PROJECT NAME: JERICHO	PROJECT NUMBER: STP FTBR (3)
	PROJECT LEADER: M.D.S. DESIGNED BY: D.M.D.	PLOT DATE: 4/7/2014 DRAWN BY: D.M.D. CHECKED BY: P.M.P. SHEET 26 OF 62



FILE NAME: V:\Projects\ANY\K2\21113\CA00\MSTN\08F004\Consultants\208F004\supdeta11.dgn  
DATE/TIME: 4/7/2014 4:49:16  
USER: 4916