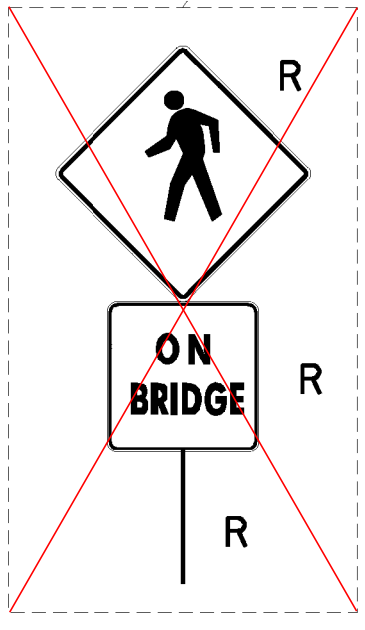
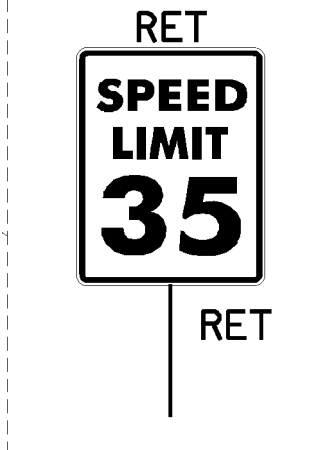
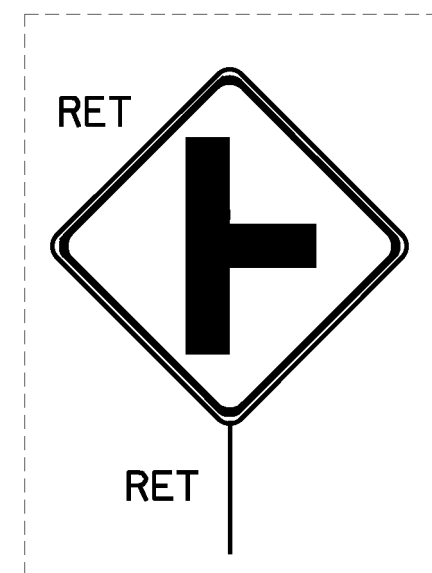
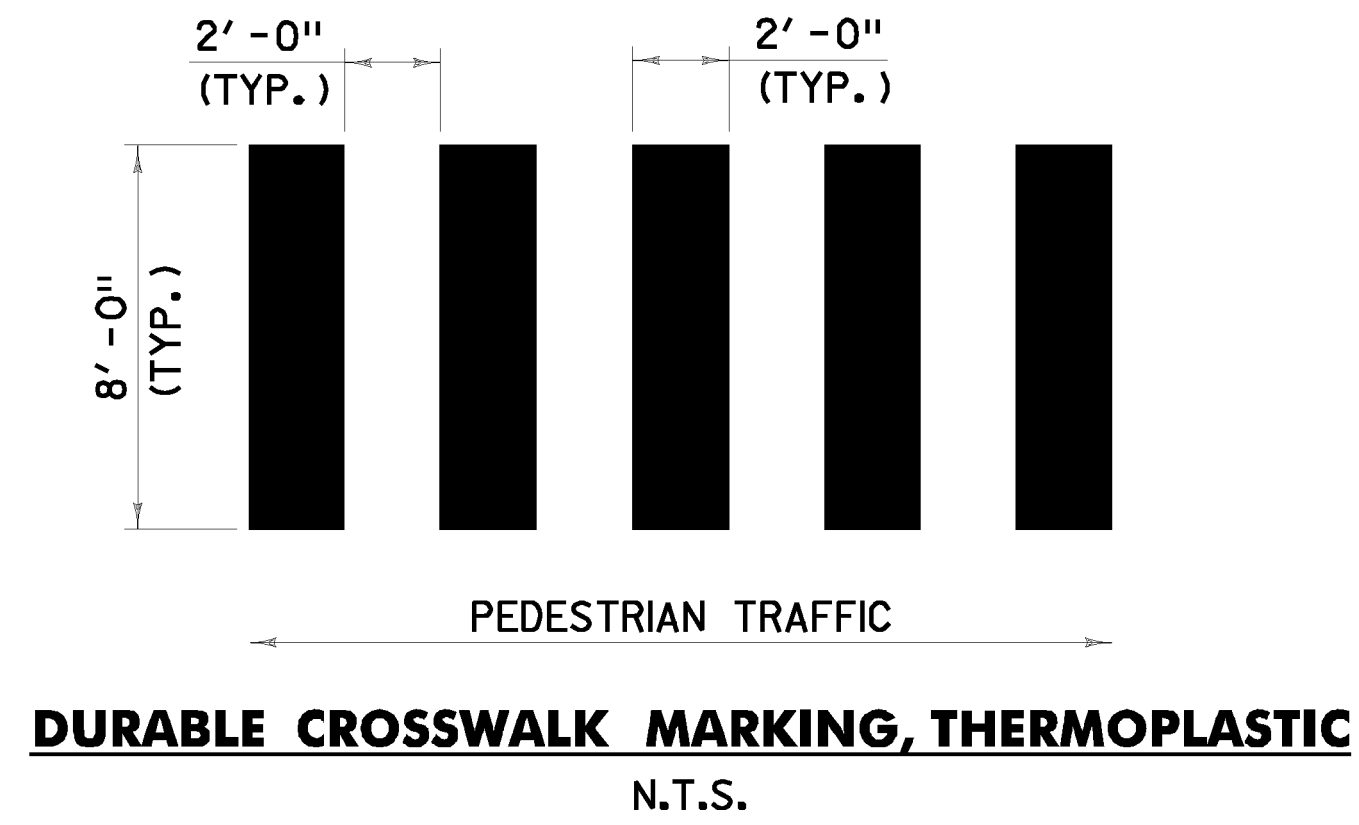


646.402 DURABLE 4 INCH WHITE LINE, THERMOPLASTIC
 STA 9+84.5 RT - STA 11+72.5 RT (186.4 LF)
 STA 9+88.8 RT - STA 11+68.9 RT (177.6 LF)
 646.412 DURABLE 4 INCH YELLOW LINE, THERMOPLASTIC
 (DOUBLE CENTER LINE)
 STA 9+86.6 RT - STA 11+71.0 RT (364.0 LF)
 646.502 DURABLE CROSSWALK MARKING, THERMOPLASTIC
 (SEE DETAIL, RIGHT)
 AS SHOWN (69.0 LF)
 675.50 REMOVING SIGNS
 AS SHOWN (7 EACH) (4 EACH)
 675.60 ERECTING SALVAGED SIGNS
 AS SHOWN (1 EACH)
 675.61 SETTING SALVAGED POSTS
 AS SHOWN (1 EACH)



BEGIN PROJECT
 STA 10+15.30

STA 10+20.0 LT
 S
 PVT RED MILL DR
 S

STA 10+22.9 LT
 R&S
 PVT RED MILL DR
 R&S

STA 10+24.5
 R
 R

STA 11+26.73 RT
 R
 R

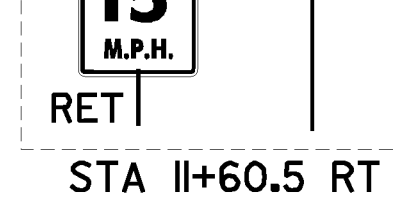

END PROJECT
 STA 11+82.00

R = 540'

DURABLE 4 INCH WHITE
 LINE, THERMOPLASTIC (TYP.)
 DURABLE 4 INCH YELLOW
 LINE, THERMOPLASTIC
 (DOUBLE CENTER LINE)

STA 10+23.4 RT

STA 11+30.2 RT



STA 11+60.5 RT

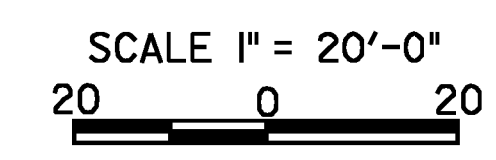
9+75 10+00
 MATCH EXISTING

11+11' 11+11'
 MATCH EXISTING

NOTES

1. PROPOSED PERMANENT STRIPING SHALL MATCH ADJACENT DOUBLE YELLOW CENTER LINE AND WHITE EDGE LINES. LANE WIDTHS SHALL BE 11 FEET.
2. UNLESS OTHERWISE NOTED, ALL EXISTING SIGNS AND PAVEMENT MARKINGS THAT ARE NOT SHOWN ON THIS PLAN SHALL BE RETAINED.
3. ORNAMENTAL CHITTENDEN MILLS SIGN SHALL BE RELOCATED AS DIRECTED BY THE ENGINEER. PAYMENT WILL BE MADE UNDER CONTRACT ITEM 900.620 SPECIAL PROVISION (RELOCATE SIGN).

LEGEND	
R	REMOVE
R&S	REMOVE AND SALVAGE
RET	RETAIN
S	SALVAGED
N	NEW
B-B	BACK TO BACK
EXISTING	
NEW	



SIGNING AND PAVEMENT MARKING PLAN	
PROJECT NAME: JERICHO	PROJECT NUMBER: STP FTBR (3)
PROJECT LEADER: M.D.S.	DESIGNED BY: C.R.H.
DWG. NO.: SSP-1	
PLOT DATE: 4/7/2014	DRAWN BY: C.R.H.
	CHECKED BY: D.E.G.
	SHEET 19 OF 62

FILE NAME: V:\Projects\ANY\K2\21113\CA00\MSTN\08F004\Consultants\208F004.dgn
 DATE/TIME: 4/7/2014
 USER: 4916