

646.402 DURABLE 4 INCH WHITE LINE, THERMOPLASTIC  
 (ALL LINES WILL INCLUDE EDGE LINE BREAKS  
 AND RADII FOR SIDE ROADS)  
 STA. 15+50 TO 21+50, SOLID LT & RT

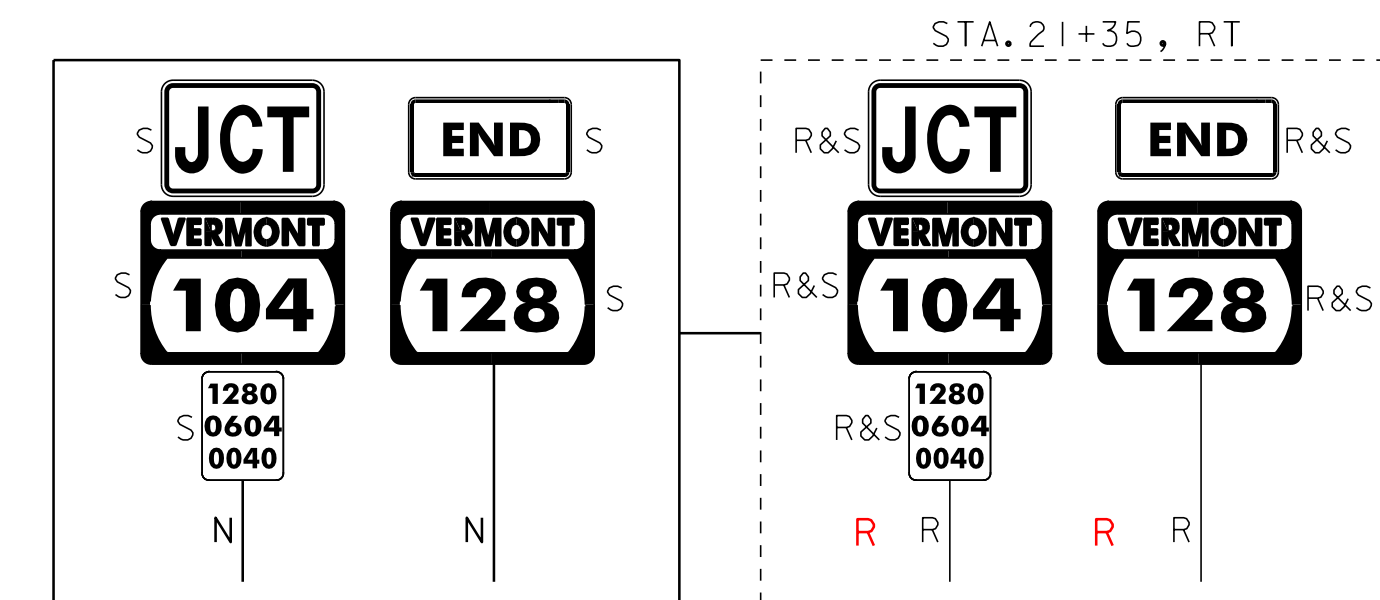
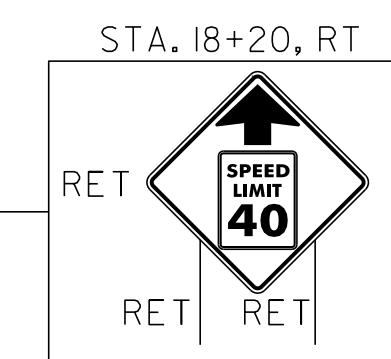
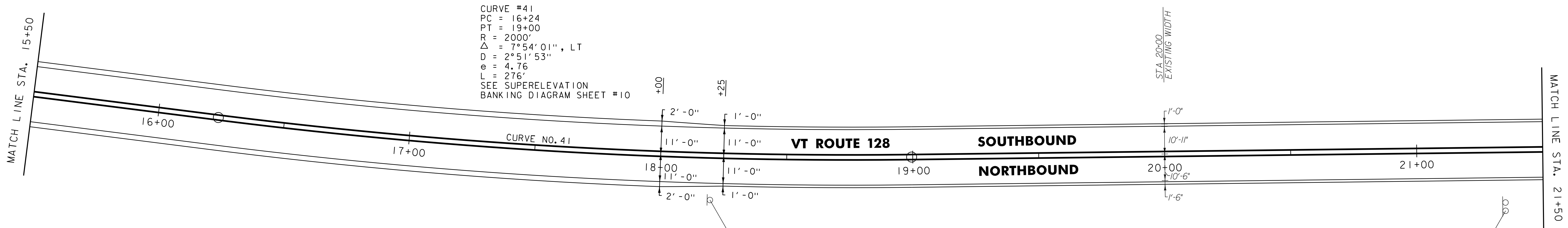
646.412 DURABLE 4 INCH YELLOW LINE, THERMOPLASTIC  
 (ALL LINES WILL INCLUDE C BREAKS FOR SIDE ROADS)  
 STA. 15+50 TO 21+50, SOLID LT & RT

646.602 TEMPORARY 4 INCH WHITE LINE, PAINT  
 (ALL LINES WILL INCLUDE EDGE LINE BREAKS  
 AND RADII FOR SIDE ROADS)  
 STA. 15+50 TO 21+50, SOLID LT & RT

646.612 TEMPORARY 4 INCH YELLOW LINE, PAINT  
 (ALL LINES WILL INCLUDE C BREAKS FOR SIDE ROADS)  
 STA. 15+50 TO 21+50, SOLID LT & RT

675.50 REMOVING SIGNS  
 AS SHOWN - 5

675.60 ERECTING SALVAGED SIGNS  
 AS SHOWN - 5



NOTES:  
 1. ALL EXISTING SIGNS NOT SHOWN SHALL BE RETAINED.  
 2. FOR LEGENDS, SEE LAYOUT SHEET #1.  
 NOT TO SCALE

**PROJECT  
 LAYOUT  
 SHEET #31**

PROJECT NAME: WESTFORD - FAIRFAX  
 PROJECT NUMBER: STP 2804(1)

FILE NAME: p08c212.dgn  
 PROJECT LEADER: JLL  
 DESIGNED BY: STANTEC  
 IPARM FILE: p08c212131.i

PLOT DATE: 31-OCT-2012 13:58  
 DRAWN BY: STANTEC  
 CHECKED BY: JLL  
 SHEET 47 OF 79