

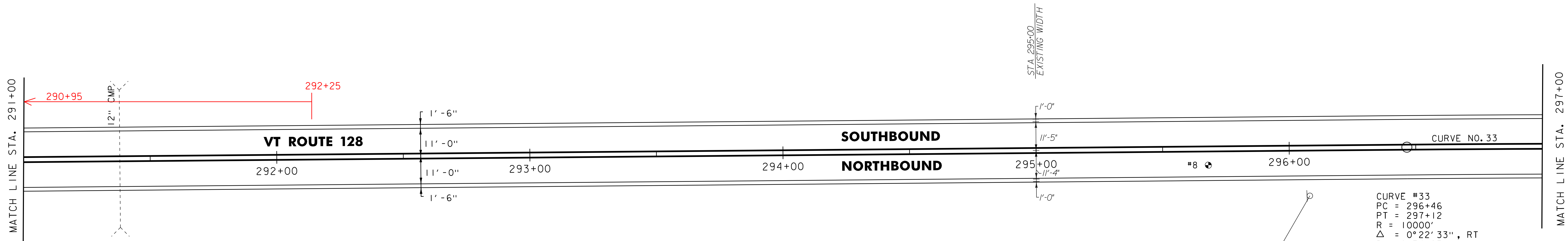
646.402 DURABLE 4 INCH WHITE LINE, THERMOPLASTIC  
 (ALL LINES WILL INCLUDE EDGE LINE BREAKS  
 AND RADII FOR SIDE ROADS)  
 STA. 291+00 TO 297+00, SOLID LT & RT

646.602 TEMPORARY 4 INCH WHITE LINE, PAINT  
 (ALL LINES WILL INCLUDE EDGE LINE BREAKS  
 AND RADII FOR SIDE ROADS)  
 STA. 291+00 TO 297+00, SOLID LT & RT

675.50 REMOVING SIGNS  
 AS SHOWN - 1

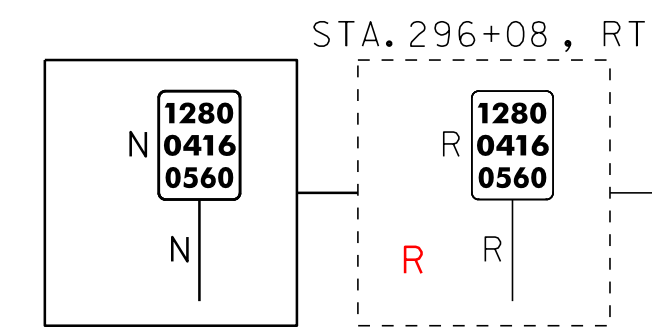
646.412 DURABLE 4 INCH YELLOW LINE, THERMOPLASTIC  
 (ALL LINES WILL INCLUDE C BREAKS FOR SIDE ROADS)  
 STA. 291+00 TO 297+00, SOLID LT & RT

646.612 TEMPORARY 4 INCH YELLOW LINE, PAINT  
 (ALL LINES WILL INCLUDE C BREAKS FOR SIDE ROADS)  
 STA. 291+00 TO 297+00, SOLID LT & RT



CURVE #33  
 PC = 296+46  
 PT = 297+12  
 R = 10000'  
 $\Delta = 0^\circ 22' 33''$ , RT  
 D = 0°34'23"  
 e = 0.05  
 L = 66'  
 SEE SUPERELEVATION  
 BANKING DIAGRAM SHEET #6

PAVEMENT CORE DATA			
CORE #	DEPTH (IN.)	PCC	COMMENTS
8	4"	NO	

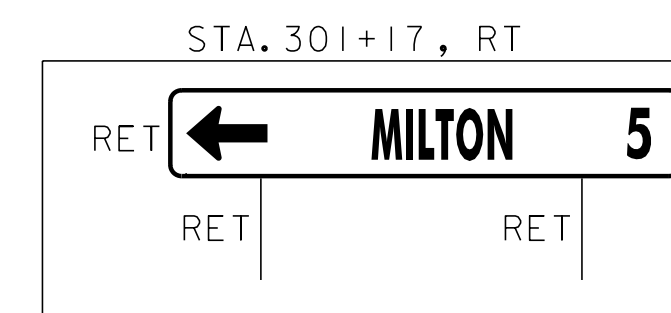
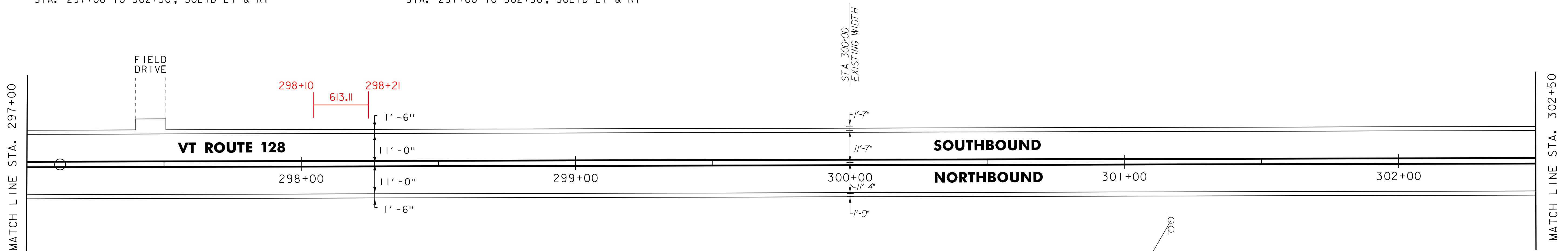


646.402 DURABLE 4 INCH WHITE LINE, THERMOPLASTIC  
 (ALL LINES WILL INCLUDE EDGE LINE BREAKS  
 AND RADII FOR SIDE ROADS)  
 STA. 297+00 TO 302+50, SOLID LT & RT

646.602 TEMPORARY 4 INCH WHITE LINE, PAINT  
 (ALL LINES WILL INCLUDE EDGE LINE BREAKS  
 AND RADII FOR SIDE ROADS)  
 STA. 297+00 TO 302+50, SOLID LT & RT

646.412 DURABLE 4 INCH YELLOW LINE, THERMOPLASTIC  
 (ALL LINES WILL INCLUDE C BREAKS FOR SIDE ROADS)  
 STA. 297+00 TO 302+50, SOLID LT & RT

646.612 TEMPORARY 4 INCH YELLOW LINE, PAINT  
 (ALL LINES WILL INCLUDE C BREAKS FOR SIDE ROADS)  
 STA. 297+00 TO 302+50, SOLID LT & RT



NOTES:  
 1. ALL EXISTING SIGNS NOT SHOWN SHALL BE RETAINED.  
 2. FOR LEGENDS, SEE LAYOUT SHEET #1.  
 NOT TO SCALE

R=I



**PROJECT  
 LAYOUT  
 SHEET #24**

PROJECT NAME: WESTFORD - FAIRFAX  
 PROJECT NUMBER: STP 2804(1)

FILE NAME: p08c212.dgn  
 PROJECT LEADER: JLL  
 DESIGNED BY: STANTEC  
 IPARM FILE: p08c212124.i

PLOT DATE: 31-OCT-2012 13:58  
 DRAWN BY: STANTEC  
 CHECKED BY: JLL  
 SHEET 40 OF 79