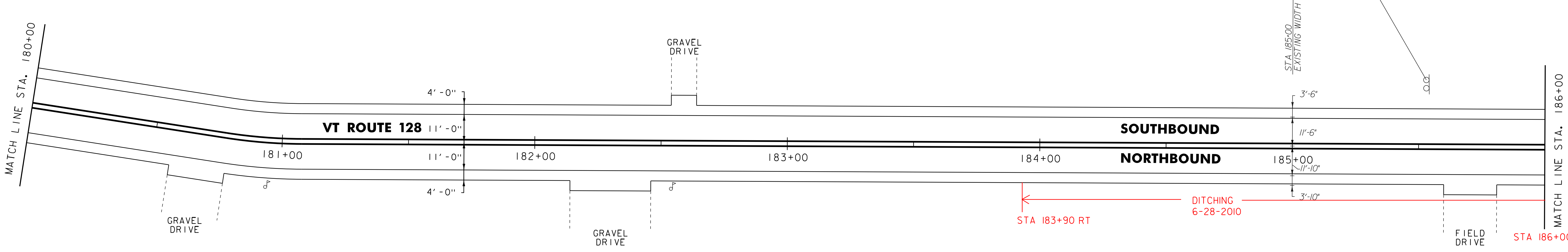


646.402 DURABLE 4 INCH WHITE LINE, THERMOPLASTIC  
 (ALL LINES WILL INCLUDE EDGE LINE BREAKS  
 AND RADII FOR SIDE ROADS)  
 STA. 180+00 TO 186+00, SOLID LT & RT

646.602 TEMPORARY 4 INCH WHITE LINE, PAINT  
 (ALL LINES WILL INCLUDE EDGE LINE BREAKS  
 AND RADII FOR SIDE ROADS)  
 STA. 180+00 TO 186+00, SOLID LT & RT

646.412 DURABLE 4 INCH YELLOW LINE, THERMOPLASTIC  
 (ALL LINES WILL INCLUDE C BREAKS FOR SIDE ROADS)  
 STA. 180+00 TO 186+00, SOLID LT & RT

646.612 TEMPORARY 4 INCH YELLOW LINE, PAINT  
 (ALL LINES WILL INCLUDE C BREAKS FOR SIDE ROADS)  
 STA. 180+00 TO 186+00, SOLID LT & RT



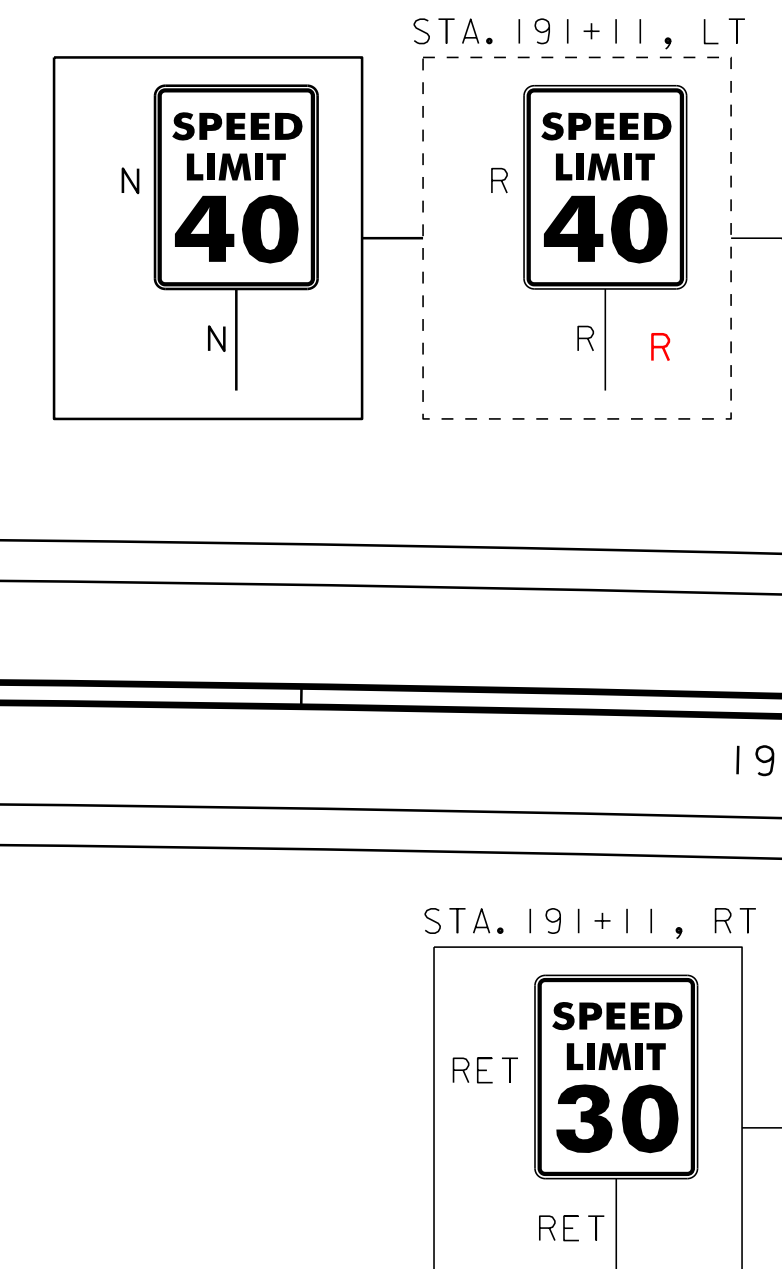
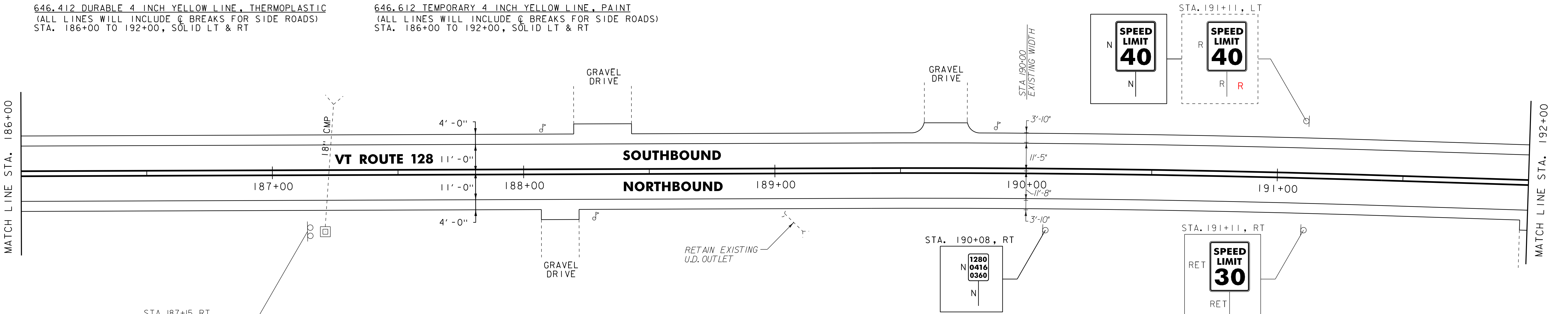
646.402 DURABLE 4 INCH WHITE LINE, THERMOPLASTIC  
 (ALL LINES WILL INCLUDE EDGE LINE BREAKS  
 AND RADII FOR SIDE ROADS)  
 STA. 186+00 TO 192+00, SOLID LT & RT

646.602 TEMPORARY 4 INCH WHITE LINE, PAINT  
 (ALL LINES WILL INCLUDE EDGE LINE BREAKS  
 AND RADII FOR SIDE ROADS)  
 STA. 186+00 TO 192+00, SOLID LT & RT

675.50 REMOVING SIGNS  
 AS SHOWN - 1

646.412 DURABLE 4 INCH YELLOW LINE, THERMOPLASTIC  
 (ALL LINES WILL INCLUDE C BREAKS FOR SIDE ROADS)  
 STA. 186+00 TO 192+00, SOLID LT & RT

646.612 TEMPORARY 4 INCH YELLOW LINE, PAINT  
 (ALL LINES WILL INCLUDE C BREAKS FOR SIDE ROADS)  
 STA. 186+00 TO 192+00, SOLID LT & RT



NOTES:  
 1. ALL EXISTING SIGNS NOT SHOWN SHALL BE RETAINED.  
 2. FOR LEGENDS, SEE LAYOUT SHEET #1.  
 NOT TO SCALE

<b>PROJECT LAYOUT SHEET #12</b>	PROJECT NAME: WESTFORD - FAIRFAX
	PROJECT NUMBER: STP 2804(1)
	FILE NAME: p08c212.dgn
	PLOT DATE: 31-OCT-2012 13:57
PROJECT LEADER: JLL	DRAWN BY: STANTEC
DESIGNED BY: STANTEC	CHECKED BY: JLL
IPARM FILE: p08c212112.i	SHEET 28 OF 79



R=I