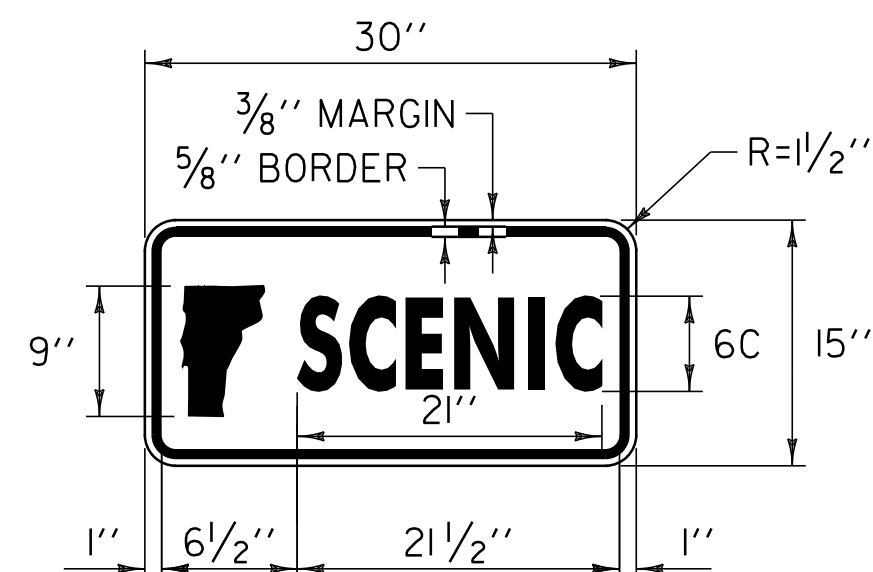


COLOR: BLACK BORDER & LEGEND  
YELLOW BACKGROUND (RETROREFLECTIVE)

MATERIAL: PER VAOT STANDARD E-155

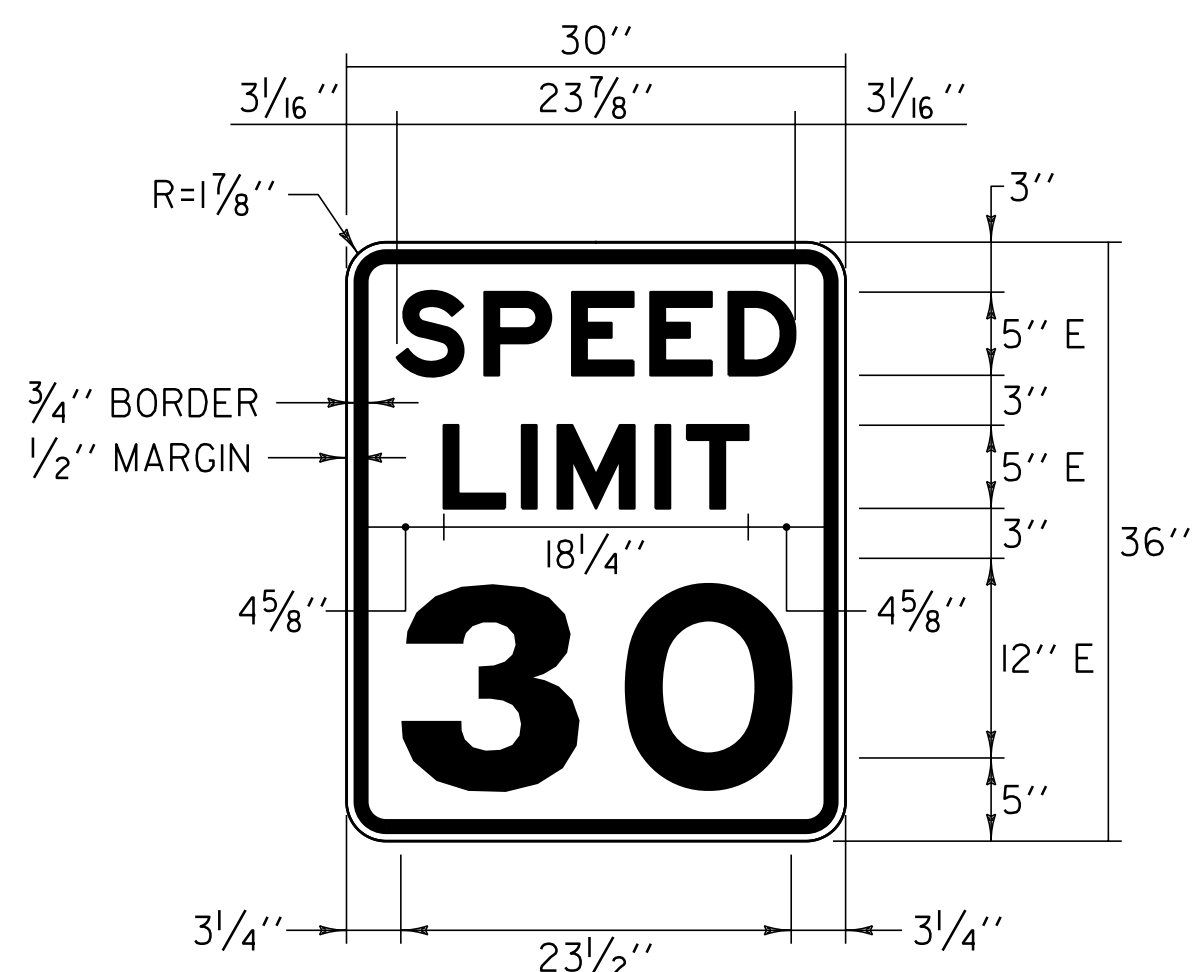
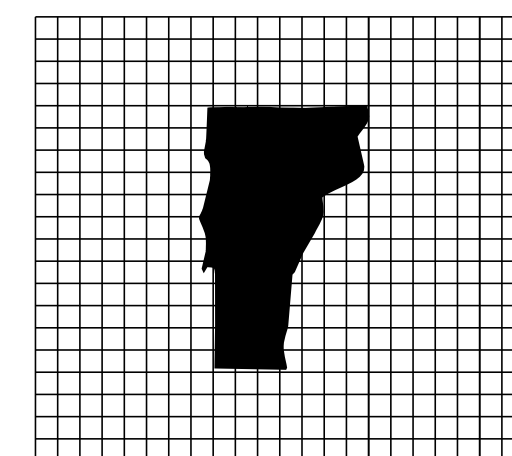
LOCATION: VT. ROUTE 125  
RIPTON:  
STA 196+27.0, LT  
STA 258+76.0, RT  
STA 286+04.0, LT



COLOR: GREEN BORDER & LEGEND (REFLECTIVE)  
WHITE BACKGROUND (REFLECTIVE)

MATERIAL: PER VAOT STANDARD E-136B

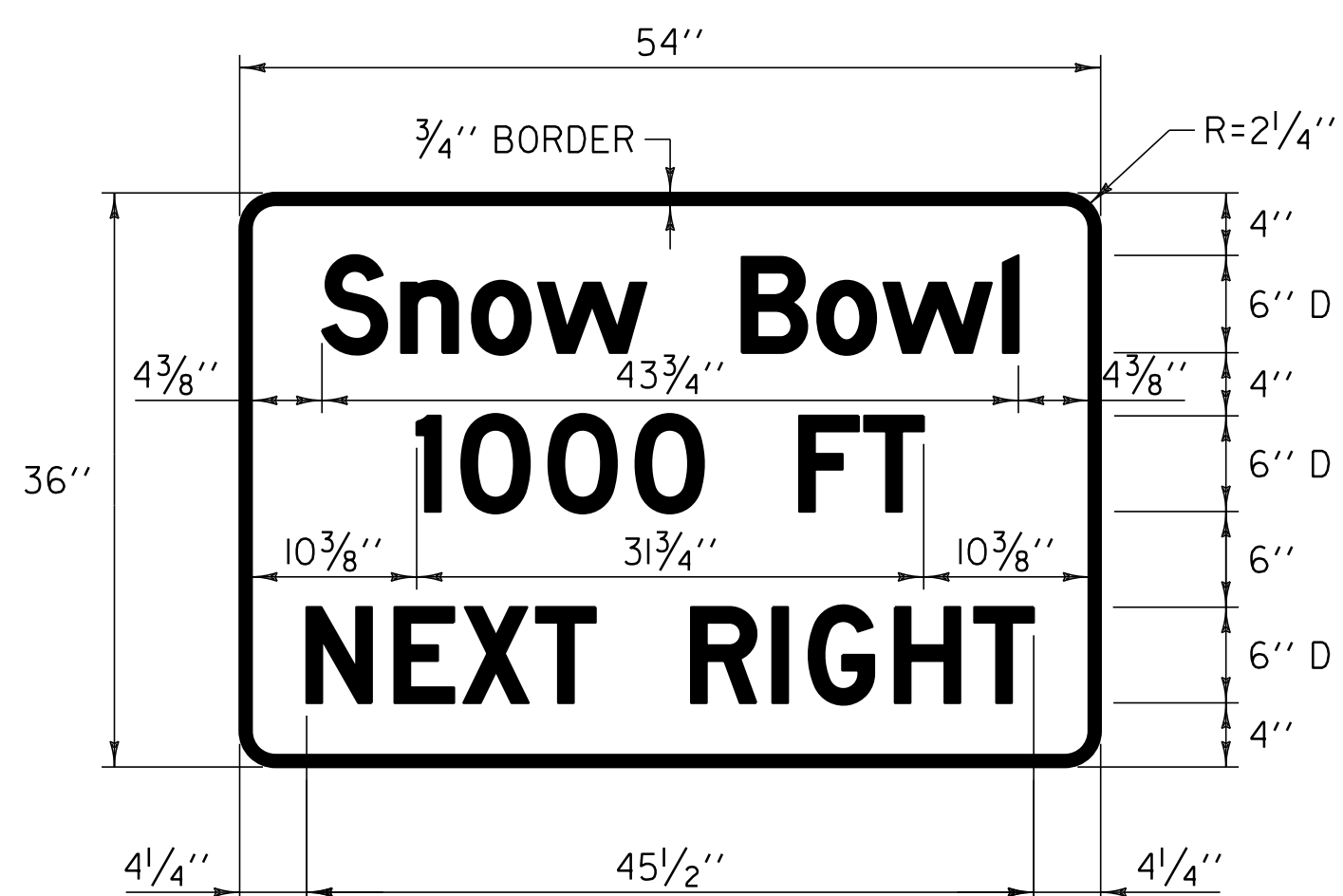
LOCATION: VT. ROUTE 125  
RIPTON:  
STA 219+22.0, RT  
STA 219+29.0, RT



COLOR: BLACK BORDER & TEXT  
WHITE BACKGROUND (RETROREFLECTIVE)

MATERIAL: PER VAOT STANDARD E-142

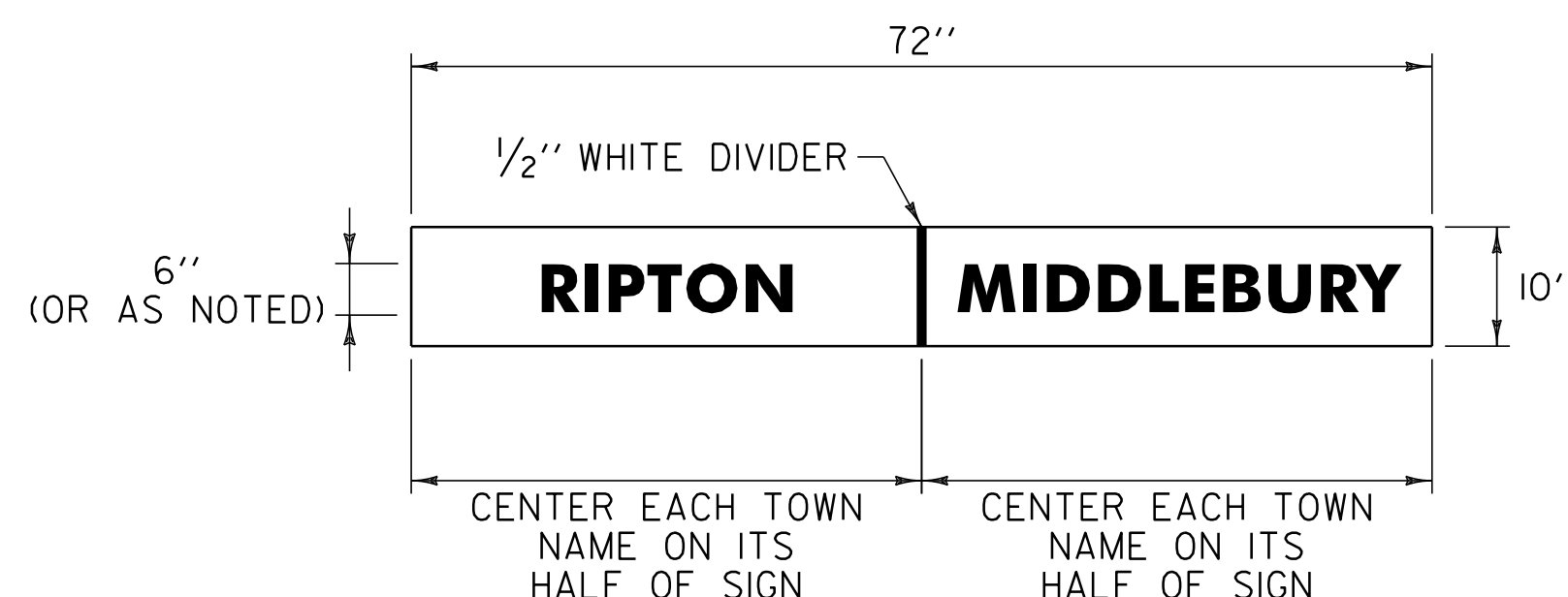
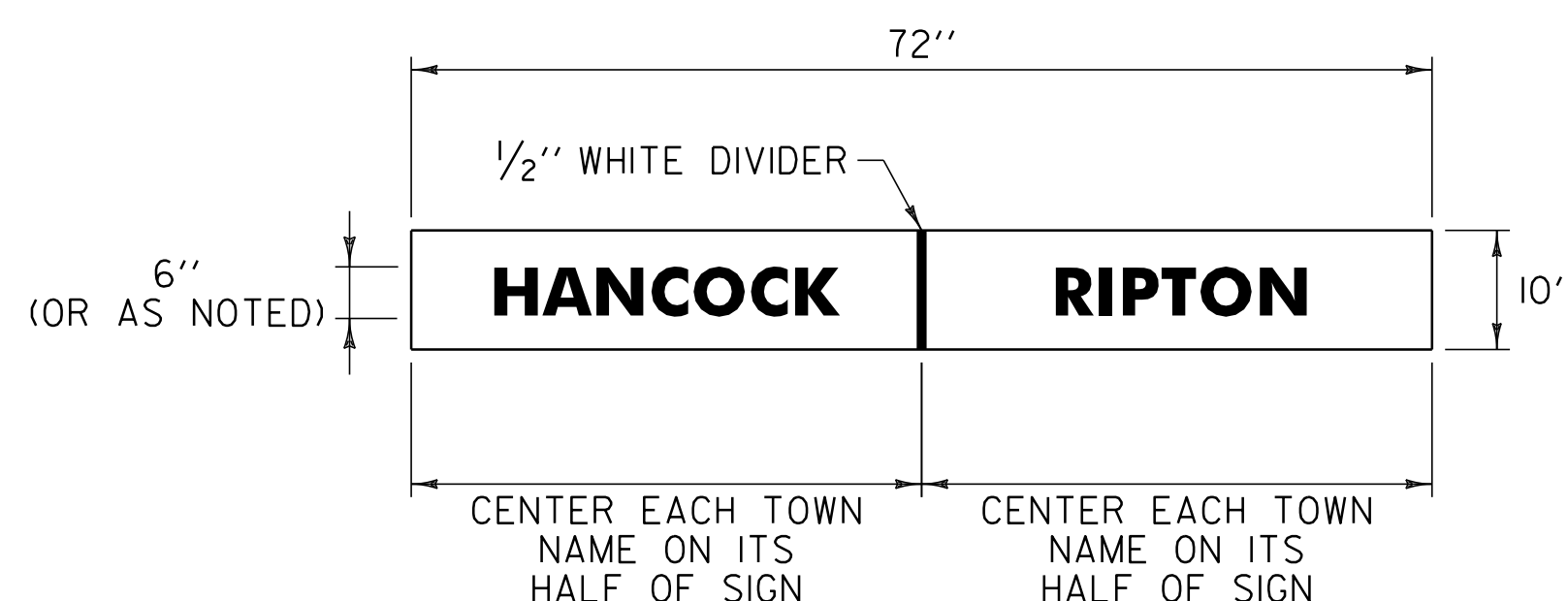
LOCATIONS: VT. ROUTE 125  
RIPTON:  
STA 56+00.0, RT



COLOR: WHITE BORDER & LEGEND  
GREEN BACKGROUND (RETROREFLECTIVE)

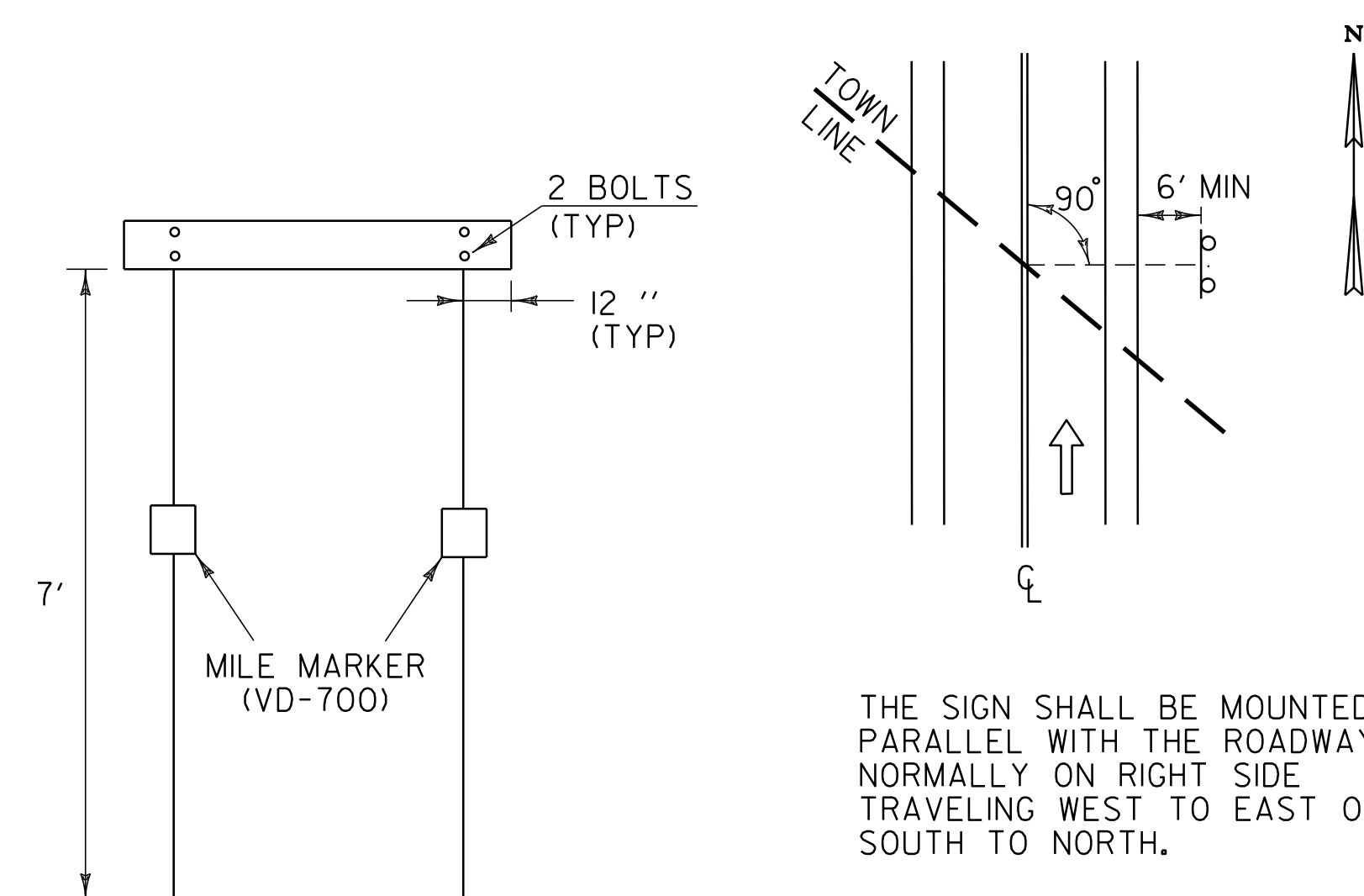
MATERIAL: PER VAOT STANDARD E-131

LOCATION: VT. ROUTE 125  
HANCOCK:  
STA 9+19.0, RT



GENERAL NOTES:

1. THE SIGN BASE MATERIAL SHALL BE HIGH DENSITY OVERLAID PLYWOOD 5/8 INCH THICK OR ALUMINUM SHEETING 0.125" MINIMUM THICKNESS. THE RETROREFLECTIVE MATERIAL SHALL BE SHEETING APPLIED TO THE ENTIRE BACKGROUND OF THE SIGN. THE LEGEND SHALL BE CUT-OUT RETROREFLECTIVE LEGEND. ALL RETROREFLECTIVE MATERIAL SHALL BE EQUAL TO OR EXCEEDING THE "THE AMERICAN SOCIETY OF TESTING AND MATERIALS" (ASTM) TYPE III.
2. SIGNS SHALL HAVE A RETROREFLECTIVE WHITE LEGEND ON A RETROREFLECTIVE GREEN BACKGROUND.
3. LEGEND SHALL CONFORM WITH THE STANDARD ALPHABETS FOR HIGHWAY SIGNS APPROVED BY THE NATIONAL JOINT COMMITTEE ON UNIFORM TRAFFIC CONTROL DEVICES.
4. ALL SIGNS SHALL BE IN ACCORDANCE WITH "THE MANUAL ON UNIFORM TRAFFIC CONTROL DEVICES: (MUTCD) AND THE "STANDARD HIGHWAY SIGNS" BOOK (SHS) PUBLISHED BY THE FEDERAL HIGHWAY ADMINISTRATION (FHWA).



THE SIGN SHALL BE MOUNTED PARALLEL WITH THE ROADWAY. NORMALLY ON RIGHT SIDE TRAVELING WEST TO EAST OR SOUTH TO NORTH.

WHEN CROSSING COUNTY BOUNDARIES AN ADDITIONAL COUNTY LINE SIGN SHALL BE MOUNTED BELOW THE TOWN LINE SIGN MAINTAINING A SEVEN FOOT CLEARANCE.

NOTES:

1. WORD TO WORD SPACING FOR MULTIPLE TEXT TOWN NAMES IS ADJUSTABLE TO ACCOMMODATE DIMENSION REQUIREMENTS.
2. DIMENSIONS SHOWN ARE APPROXIMATE AND MAY BE ADJUSTED SLIGHTLY TO ACCOMMODATE VARIOUS MANUFACTURER'S LETTER WIDTHS.
3. ALL DIMENSIONS ARE IN INCHES EXCEPT WHERE NOTED.

NOT TO SCALE

<b>TRAFFIC SIGN DETAILS SHEET</b>	PROJECT NAME: RIPTON - HANCOCK	FILE NAME: p08cl60.dgn	PLOT DATE: 18-SEP-2013 17:11
	PROJECT NUMBER: STP 2803(1)	PROJECT LEADER: D.E.G.	DRAWN BY: C.A.K.
		DESIGNED BY: M.J.M.	CHECKED BY: D.W.E.
		IPARM FILE: p08cl60+tsd.i	SHEET 113 OF 114