TRAFFIC SIGN SUMMARY SHEET

MILEMARKER, STATION, OR SIGN NUMBER	SIGN LEGEND	SIGN DIMENSIONS EA	WIDTH (in)	HEIGHT (in)	NEW & SALVAGED SIGNS "A"	"B"	SALV SIGN	SALV TIS	EXIST POST RETAIN	SALVAGE	NEW SIGN POSTS NO. OF POSTS	FLANGED CHANNEL lb/ft 1.12	2.0	3.0	SQUARE STEEL (in) lb/ft 2.0 (2.16)	2.0 (2.42)	2.5 (3.35)	ANCHOR	SLEEVE	TUBULAR ALUMINUM Ø (in) lb/ft 3.0 (1.3)	4.0 (1.7)	4.0 MOD (1.7)	TUBULAR STEEL Ø (in) FOUND-ATION	lb/ft 3.0 (7.6)	3.5 (9.0)	4.0 (10.8)	5.0 (14.6)	W-SHAPE STEEL FTG. SIZE 24"	30"	WEIGHT	POST SIZE	SIGN FRAME REQUIRED	REMARKS	SIGN DETAIL DETAIL ON SHEET NUMBER	STD. SHEET NUMBER
												OPTION ITEMS																							
STA. 786+46.00, RT.		1 1	21 24	15 24	2.19 4.00						1					16' X																	M2-1 MI-5		E-136B E-136B
STA. 788+04.00, RT.	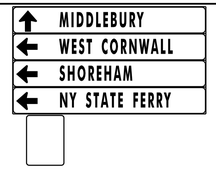	1 1 1 1 1	72 72 72 72 6	12 12 12 12 10	6.00 6.00 6.00 6.00 0.42						2					16' 17' X																	DI-1A DI-1A DI-1A DI-1		E-123 E-123 E-123 E-123
STA. 790+30.00, LT.	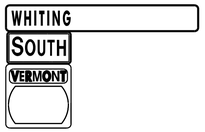	1 1 1	72 24 24	12 12 24	6.00 2.00 4.00						2					18' 18' X																	DI-1A M3-3 DI-5		E-123 E-136B E-136B
STA. 790+68.00, RT.		2 2 2	24 24 21	12 24 15	4.00 8.00 4.38						2					15' 16' X																#2	M3-4 M3-3 M3-4 M3-3 MI-5 MI-5 M3-4 M3-3 M6-1 M6-3	E-136B	E-123 E-136B E-136B E-136B E-136B
STA. 791+43.00, LT.		1	30	30	6.25											15'																	RI-1	SHS	
STA. 792+46.00, LT.	B-B	1 1	30 6	30 10	6.25 0.42											15'																	RI-1 VD-700	SHS	 E-138
STA. 794+23.00, RT.	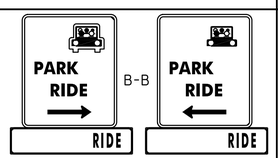	2 2	30 30	36 6	15.00 2.50											16'																	D4-LR D4-2L VD-365 VD-365 INSTALL B-B SIGN ASSEMBLY OUTSIDE OF VT 30 RIGHT-OF-WAY, NEXT TO MESSAGE BOARD AND ENTRANCE RAMP FOR MUNICIPAL OFFICES.	SHS 23	
STA. 794+29.00, LT.	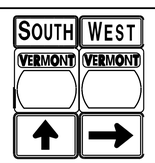	2 2 2	24 24 21	12 24 15	4.00 8.00 4.38						2					16' 16'																#2	M3-3 M3-4 MI-5 MI-5 M6-3 M6-1		E-123 E-136B E-136B E-136B
																																	SHS = STANDARD HIGHWAY SIGN BOOK		
												FT	FT	FT	FT	FT ~~180~~ 194	FT		EA	LB	LB	LB		LB	LB	LB	LB								
TOTALS					SF 105.79	SF	EA.	SF				FT			FT 194					LB			EA.	LB				EA.	EA.	LB					

FINAL POST LENGTHS ARE TO BE DETERMINED IN THE FIELD. POST SIZES ARE COMPUTED BASED ON INFORMATION FURNISHED ON THE STANDARD SHEETS AND VTRANS "SIGN POST DESIGN GUIDELINE."

PROJECT NAME: SUDBURY-MIDDLEBURY
PROJECT NUMBER: STPG SIGN (16)

FILE NAME: stpg sign16 sums.dgn
PROJECT LEADER: N.AVERY
DESIGNED BY: N.AVERY
TRAFFIC SIGN SUMMARY SHEET 14

PLOT DATE: 22-JUL-2014 16:50
DRAWN BY: ROADWAY
CHECKED BY: A.GAMBLE
SHEET 37 OF 45