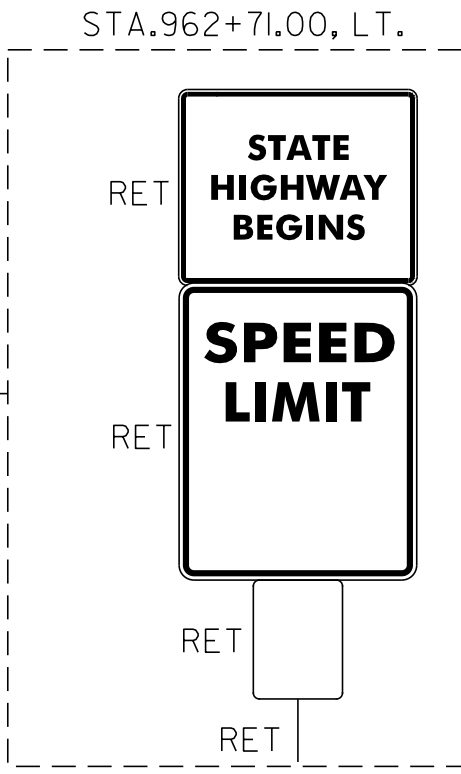


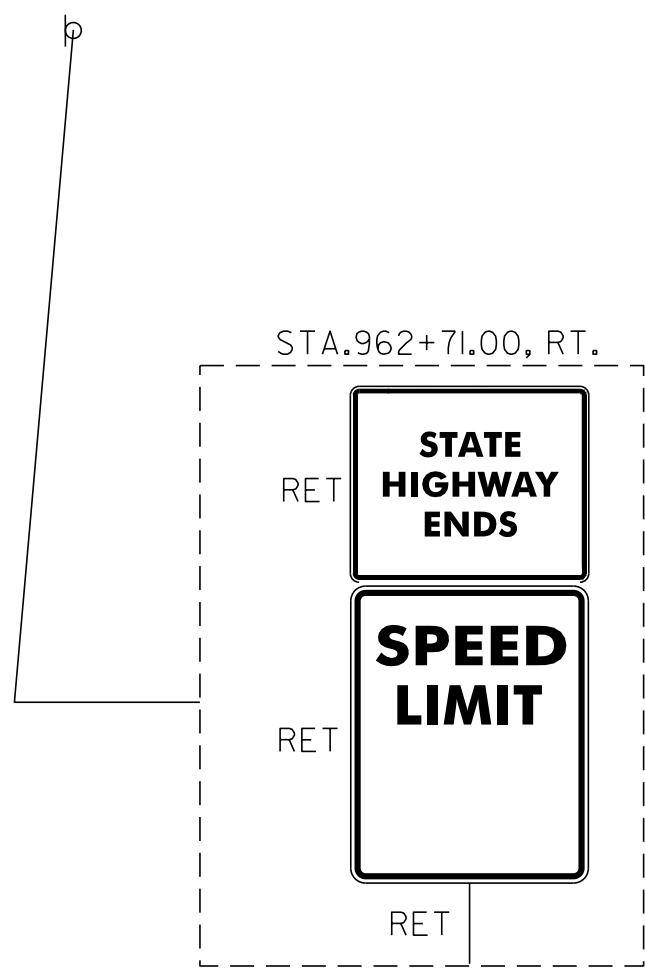
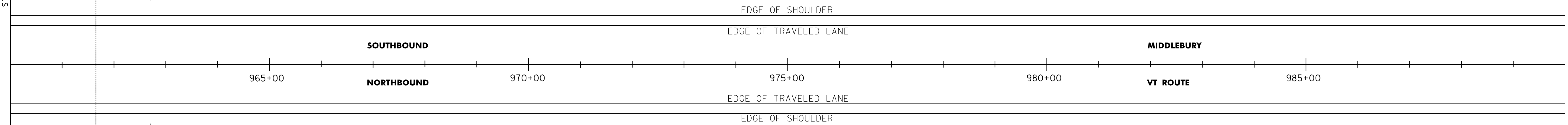
675.20 TRAFFIC SIGN, TYPE A
 AS SHOWN - 0
 675.50 REMOVING SIGNS
 AS SHOWN - 0

VT. ROUTE 30
 MM 0,550 = STA. 961+65.00
 END STPG SIGN(16)



STA. 960+00

MATCH LINE



SIGN LEGEND

R= REMOVE

S= SALVAGE

N= NEW

RET= RETAIN

B-B= BACK TO BACK

EXISTING= - - - -

NEW= _____

PROJECT NAME: SUDBURY-MIDDLEBURY	PLOT DATE: 22-JUL-2014 16:49
PROJECT NUMBER: STPG SIGN (16)	DRAWN BY: ROADWAY
FILE NAME: stpg sign16 plans.dgn	CHECKED BY: A. GAMBLE
PROJECT LEADER: N. AVERY	SIGNING PLAN #18
DESIGNED BY: N. AVERY	SHEET 21 OF 45