


SIGN NUMBER	GS-1
WIDTH x HEIGHT	144" x 114" (12' x 9.5')
BORDER WIDTH	2"
CORNER RADIUS	12"
BACKGROUND	TYPE: REFLECTIVE COLOR: GREEN
LEGEND/BORDER	TYPE: REFLECTIVE TYPE: WHITE SERIES: CLEARVIEW HWY 5W

SYMBOL	X**	Y**	WID*	HT*
MI-6(15)	70.00	83.75	24	24
MI-6(100A)	27.00	32.25	30	24
MI-6(100B)	93.00	83.75	30	24
RDA-AR-ALL	72.00	32.25	51	49

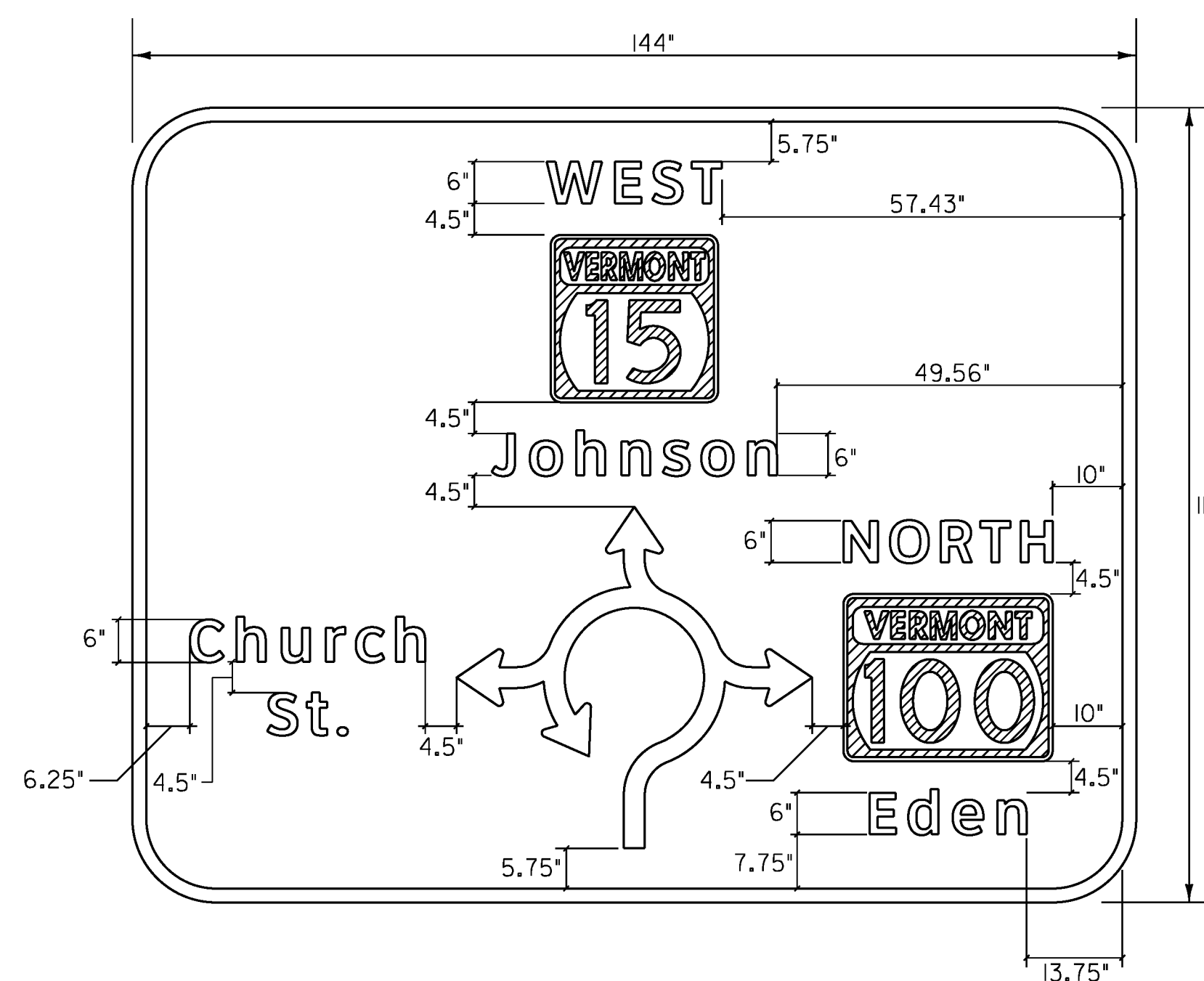
*DIMENSIONS IN INCHES
**XY COORDINATES 0,0 IS AT BOTTOM-LEFT



MI-6(15)



MI-6(100A) & MI-6(100B)



SIGN NUMBER	GS-2
WIDTH x HEIGHT	144" x 114" (12' x 9.5')
BORDER WIDTH	2"
CORNER RADIUS	12"
BACKGROUND	TYPE: REFLECTIVE COLOR: GREEN
LEGEND/BORDER	TYPE: REFLECTIVE TYPE: WHITE SERIES: CLEARVIEW HWY 5W

SYMBOL	X**	Y**	WID*	HT*
MI-6(15)	70.00	81.75	24	24
MI-6(100)	117.00	30.25	30	24
RDA-AR-ALL	70.00	30.25	51	49

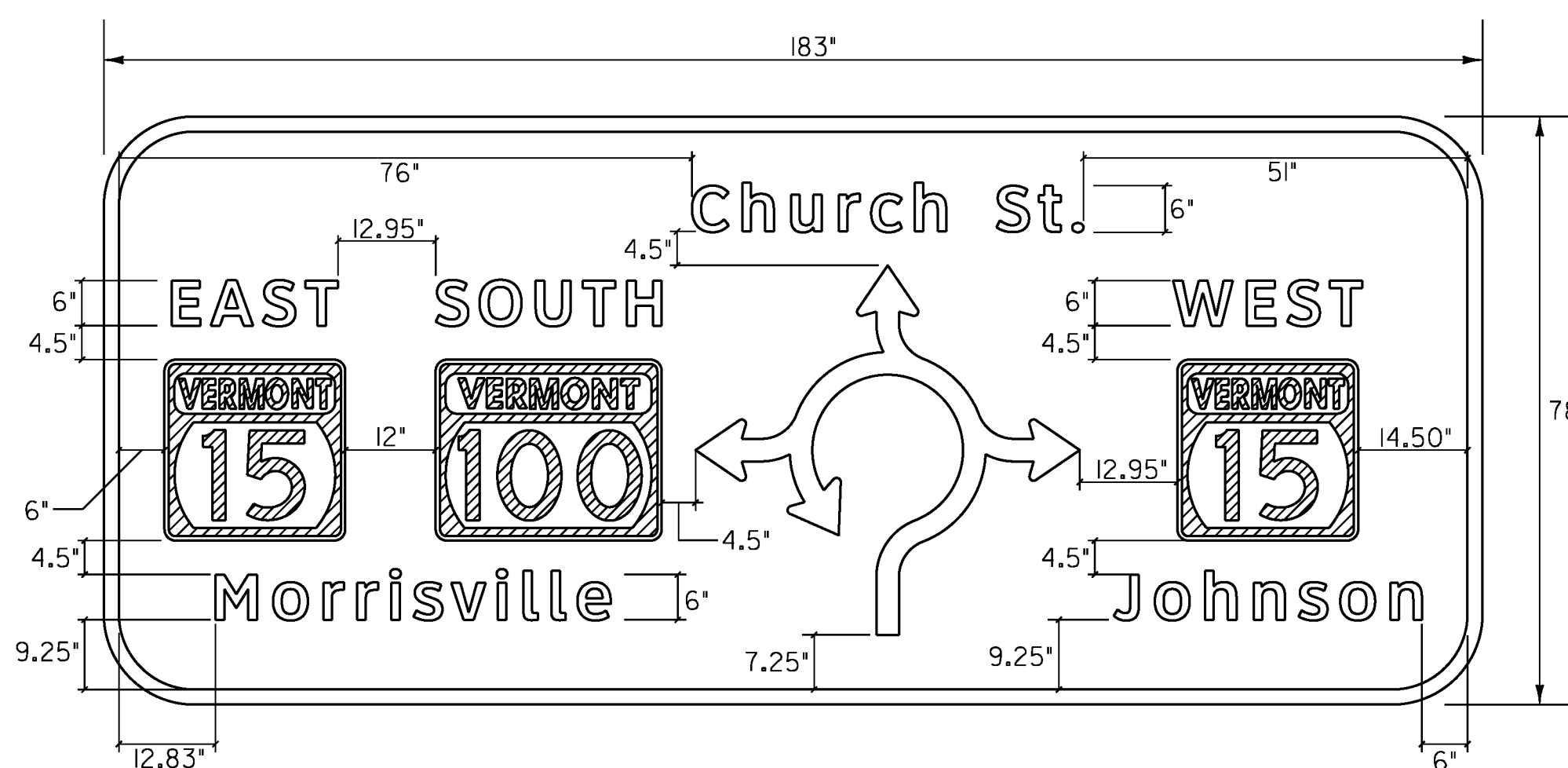
*DIMENSIONS IN INCHES
**XY COORDINATES 0,0 IS AT BOTTOM-LEFT



MI-6(15)



MI-6(100)




SIGN NUMBER	GS-3
WIDTH x HEIGHT	183" x 78" (15.25' x 6.5')
BORDER WIDTH	2"
CORNER RADIUS	12"
BACKGROUND	TYPE: REFLECTIVE COLOR: GREEN
LEGEND/BORDER	TYPE: REFLECTIVE TYPE: WHITE SERIES: CLEARVIEW HWY 5W

SYMBOL	X**	Y**	WID*	HT*
MI-6(15A)	20.00	31.75	24	24
MI-6(15B)	154.50	31.75	24	24
MI-6(100)	59.00	31.75	30	24
RDA-AR-ALL	104.00	31.75	51	49

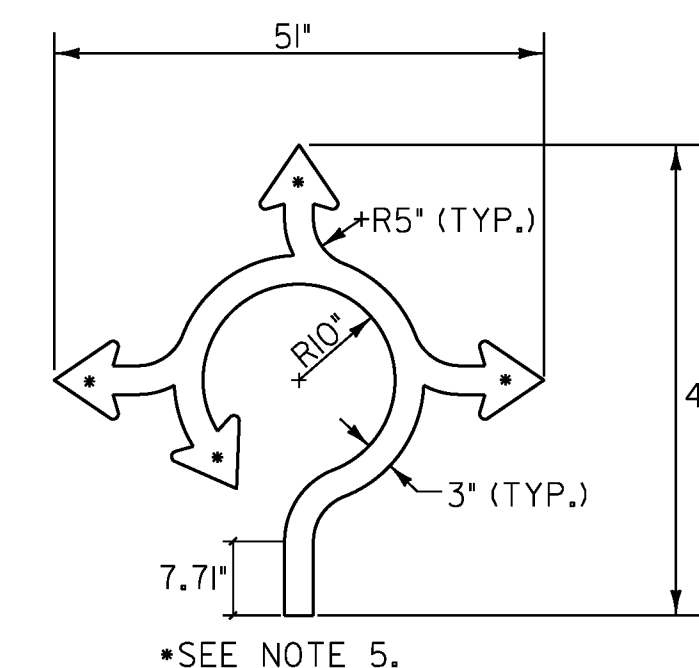
*DIMENSIONS IN INCHES
**XY COORDINATES 0,0 IS AT BOTTOM-LEFT



MI-6(15A) & MI-6(15B)

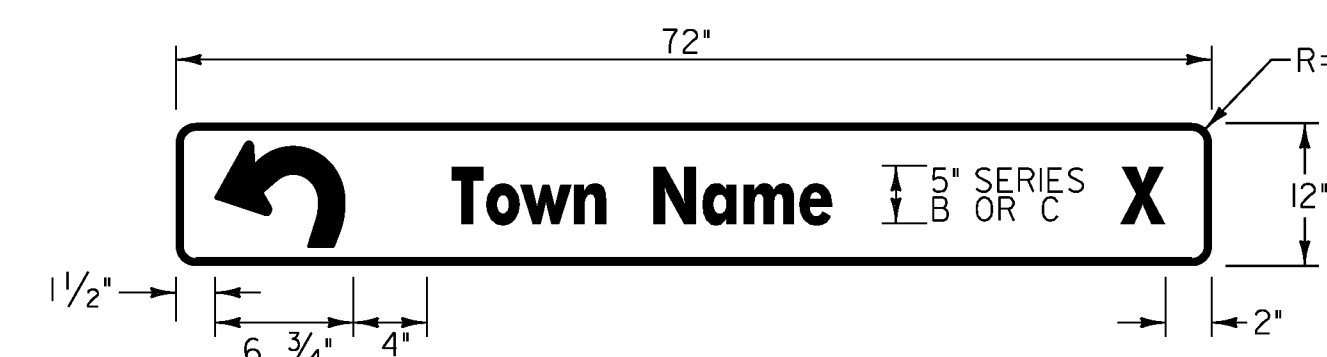


MI-6(100)



*SEE NOTE 5.

ROUNDABOUT ARROW FOR GUIDE SIGNS RDA-AR-ALL



ROUNDABOUT DESTINATION BOARD

SEE STANDARD E-123 FOR APPLICATION, MATERIALS, COLORS, LETTERING, SPECIFICATIONS AND TEXT DESIGN

NOTES:

- SEE STD. E-136B FOR DETAILS FOR STATE ROUTE MARKER FOR GUIDE SIGN USE (INTERSTATE TYPICAL): VT 15
- SEE STD. E-136B FOR DETAILS FOR STATE ROUTE MARKER FOR GUIDE SIGN USE (INTERSTATE TYPICAL): VT 100
- SEE DETAIL ON THIS SHEET FOR DETAIL OF ROUNDABOUT SYMBOL.
- THE CARDINAL DIRECTION AND TOWN NAME LETTERS SHALL BE WHITE AND CLEARVIEW HWY. 5W SERIES.
- REFER TO THE "STANDARD HIGHWAY SIGNS", 2004 EDITION FOR STANDARD ARROW HEAD DIMENSIONS BASED ON THE LINE WIDTH SPECIFIED.

PROJECT NAME: HYDE PARK
PROJECT NUMBER: HES 030-2(23)

FILE NAME: +08b126frm.dgn
PROJECT LEADER: JLS
DESIGNED BY: MBL
SIGNING DETAIL SHEET

PLOT DATE: 08-DEC-2010
DRAWN BY: MBL
CHECKED BY: JAD
SHEET 44 OF 100