

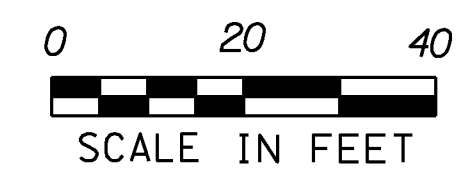
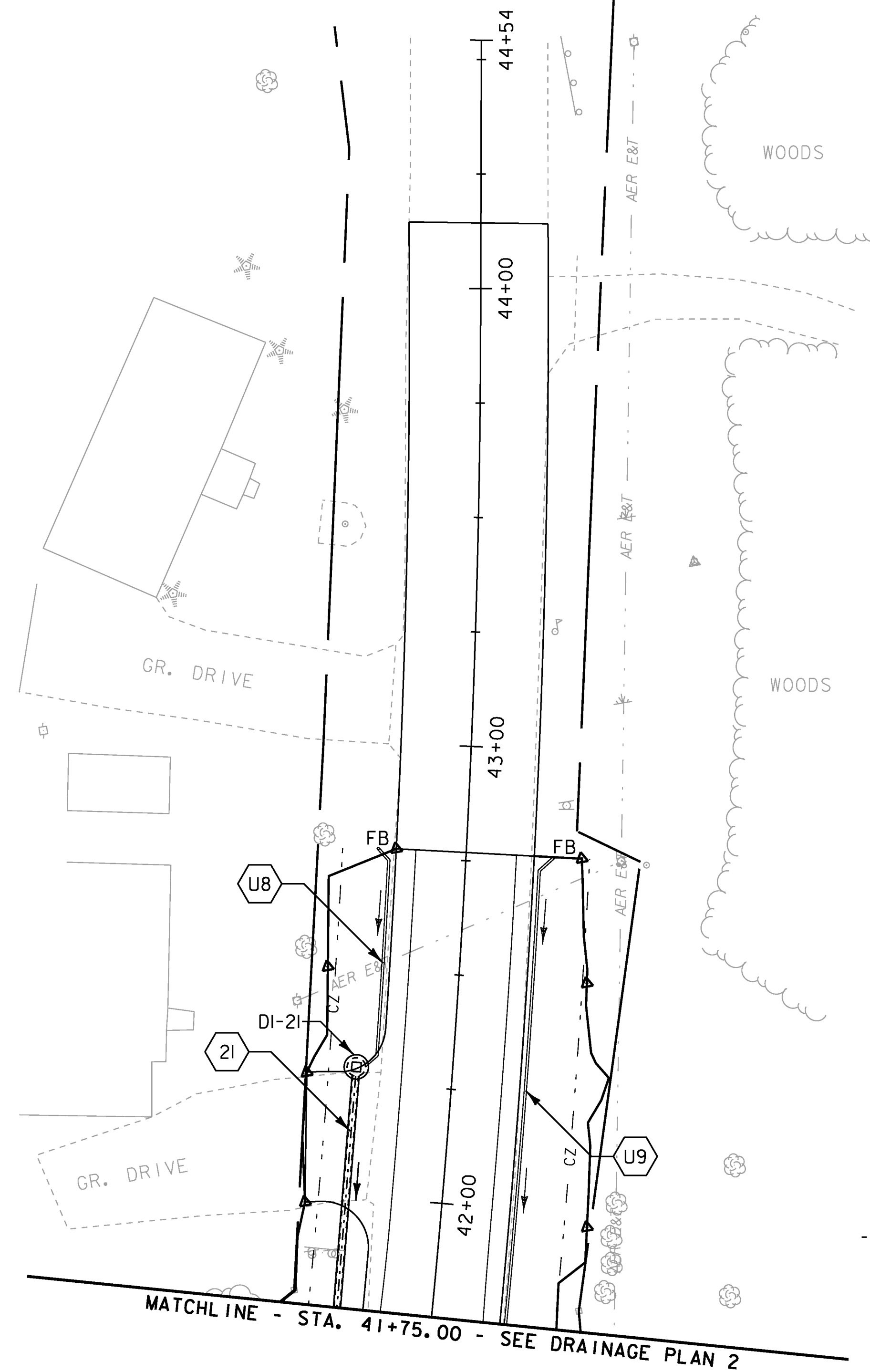
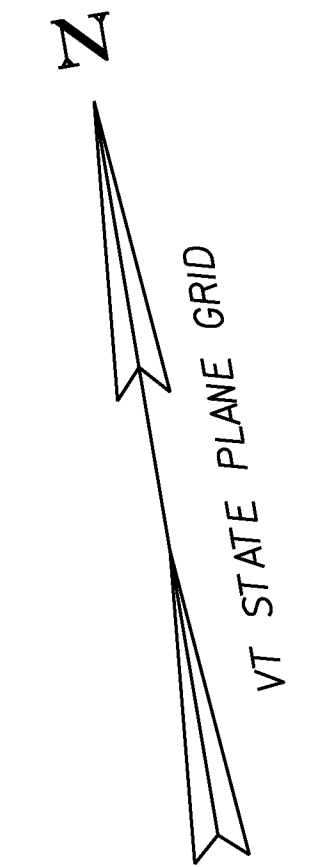
DRAINAGE CONSTRUCTION NOTES

21 STA. 42+28.4, 21.0' LT. - STA. 41+26.2, 19.6' LT.
 CONSTRUCT NEW 15" X 99' PIPE OPTION 1
 INV. IN = 709.83', INV. OUT = 706.26'
 CONSTRUCT NEW DI (DI-21), RIM = 714.23'
 WITH CAST IRON GRATE, TYPE A

UNDERDRAIN CONSTRUCTION NOTES

U8 STA. 42+28.4, 21.0' LT. - STA. 42+76.7, 19.2' LT.
 CONSTRUCT NEW 6" X 50' UNDERDRAIN PIPE
 INV. IN = 712.50', INV. OUT = 710.00'
 CONSTRUCT NEW FLUSHING BASINS AT 42+76.7, LT.

U9 SEE UNDERDRAIN CONSTRUCTION NOTES ON DRAINAGE SHEET 6



PROJECT NAME: HYDE PARK	PLOT DATE: 08-DEC-2010
PROJECT NUMBER: HES 030-2(23)	DRAWN BY: MBL
FILE NAME: +08bl26bdr.dgn	CHECKED BY: JAD
PROJECT LEADER: JLS	SHEET 28 OF 100
DESIGNED BY: MBL	
DRAINAGE PLAN 4	