STATE OF VERMONT
AGENCY OF TRANSPORTATION

# TRAFFIC SIGN SUMMARY SHEET 30

| MILEMARKER, STATION, OR SIGN NUMBER | SIGN LEGEND | SIGN DIMENSIONS EA | WIDTH (in) | HEIGHT (in) | NEW & SALVAGED SIGNS "A" | "B" | SALV SIGN | SALV TIS | EXIST POST RETAIN | SALVAGE | NO. OF POSTS | FLANGED CHANNEL lb/ft 1.12 | 2.0 | 3.0 | SQUARE STEEL (in) lb/ft 2.0 2.16 | 2.0 2.42 | 2.5 3.35 | ANCHOR | SLEEVE | TUBULAR ALUMINUM Ø (in) lb/ft 3.0 1.3 | 4.0 1.7 | 4.0 MOD 1.7 | FOUND-ATION | TUBULAR STEEL Ø (in) lb/ft 3.0 7.6 | 3.5 9.0 | 4.0 10.8 | 5.0 14.6 | W-SHAPE STEEL FTG. SIZE 24" | 30" | WEIGHT | POST SIZE | SIGNS REQUIRED | REMARKS | SIGN DETAIL DETAIL ON SHEET NUMBER | STD. SHEET NUMBER |
|---|---|---|---|---|---|---|---|---|---|---|---|---|---|---|---|---|---|---|---|---|---|---|---|---|---|---|---|---|---|---|---|---|---|---|---|
| | | | | | | | | | | | | OPTION ITEMS | | | | | | | | | | | | | | | | | | | | | | | |
| STA.888+99.36, CTR |  | 1<br>2 | 24<br>18 | 30<br>18 | 5.00<br>4.50 | | | | 1 | | | | | | | 0 | | | | | | | | | | | | | | | | | R4-7<br>OMI-1<br>OMI-1 | | E-144<br>E-150<br>E-150 |
| STA.889+00.00, LT. | 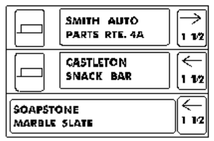 | 1 | | | | | 3 | | | 2 | | | | | | 0 | | | | | | | | | | | | | | | | | TYPE A<br>TYPE A<br>TYPE A | | E-125<br>E-125<br>E-125 |
| STA.889+09.92, RT. | | 1<br>1<br>1 | 24<br>24<br>21 | 12<br>24<br>15 | 2.00<br>4.00<br>2.19 | | | | | | 1 | | | | | X<br>15.50 | | | | | | | | | | | | | | | | | M3-4<br>M1-4<br>M6-1 | | E-136A<br>E-136A<br>E-136A |
| STA.890+73.60, CTR |  | 1<br>2 | 24<br>18 | 30<br>18 | 5.00<br>4.50 | | | | 1 | | | | | | | 0 | | | | | | | | | | | | | | | | | R4-7<br>OMI-1<br>OMI-1 | | E-144<br>E-150<br>E-150 |
| STA. 891+31.68, RT. | | 1<br>1 | 24<br>30 | 12<br>30 | 2.00<br>6.25 | | | | | | 1 | | | | | X<br>14.50 | | | | | | | | | | | | | | | | | M3-1<br>M1-5 | | E-136B<br>E-136B |
| STA. 891+31.68, LT. | 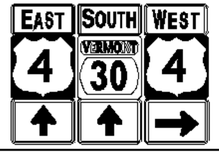 | 3<br>3<br>3 | 24<br>24<br>21 | 12<br>24<br>15 | 6.00<br>12.00<br>6.57 | | | | 2 | | ~~2~~ | | | | | ~~X~~<br>0 | | | | | | | | | | | | | | | | XXX | M3-2 M3-3 M3-4<br>M1-4 M1-5 M1-4<br>M6-3 M6-3 M6-1 | | E-136A<br>E-136B |
| STA. 892+79.52, RT. | | 2 | 72 | 12 | 12.00 | | | | 2 | | | | | | | 0 | | | | | | | | | | | | | | | | | D2-1<br>D2-1 | | E-123<br>E-123 |
| | | | | | | | | | | | | | | | | | | | | | | | | | | | | | | | | | | | |
| | | | | | | | | | | | | | | | | | | | | | | | | | | | | | | | | | | | |
| | | | | | | | | | | | | FT | FT | FT | FT | FT ~~60~~ | FT | | EA | LB | LB | LB | | LB | LB | LB | LB | | | | | | | | |
| | | | | | | | | | | | | FT | | | FT ~~60~~ 30.0 | | | | | LB | | | EA. | LB | | | | EA. | EA. | LB | | | | | |
| | | TOTALS | | | SF 72.01 | SF | EA. 3 | SF | | | | | | | | | | | | | | | | | | | | | | | | | | | |

FINAL POST LENGTHS ARE TO BE DETERMINED IN THE FIELD. POST SIZES ARE COMPUTED BASED ON INFORMATION FURNISHED ON THE STANDARD SHEETS AND THE TRAFFIC & SAFETY DIVISION'S "SIGN POST DESIGN GUIDELINE."

PROJECT NAME: WELLS-HUBBARDTON
PROJECT NUMBER: STPG SIGN (15)

FILE NAME: stpg sign15 sums.dgn
PROJECT LEADER: N.AVERY
DESIGNED BY: N.AVERY
TRAFFIC SIGN SUMMARY SHEET 30

PLOT DATE: 04-AUG-2008
DRAWN BY: ROADWAY
CHECKED BY: A.GAMBLE
SHEET 61 OF 75